ambition pour la biodiversité
BIODEV 2030

AFD AGENCE FRANÇAISE DE DÉVELOPPEMENT — FINANCEMENT

EXPERTISE FRANCE — COORDINATION

UICN WWF — MISE EN ŒUVRE

ANALYSIS OF THE AGRICULTURE AND ENERGY SECTORS TO IDENTIFY OPPORTUNITIES AND CHALLENGES FOR FUTURE COMMITMENTS TO REDUCE PRESSURES ON BIODIVERSITY IN UGANDA

Biodiversity Voluntary Commitments of stakeholders Belonging to the Energy and Agriculture Sectors

September 2022

THE REPUBLIC OF UGANDA

NEMA National Environment Management Authority — ENSURING SUSTAINABLE DEVELOPMENT

NFA National Forestry Authority

ORÉADE-BRÈCHE
Ingénierie de l'Environnement et du Développement

ORÉADE-BRÈCHE

Ingénierie de l'Environnement et du Développement

Headquarters:

2480 L'Occitane - Regent Park 1 - Bât 2 - 31670 Labège – France
Tél. 33 (0)5 61 73 62 62 - Fax. 33 (0)5 61 73 62 90
www.oreade-breche.fr
Contact : admin@oreade-breche.fr

West Agency
5, rue des Eoliennes – 17220 Saint-Médard d'Aunis – France
Tél. 33 (0)5 46 35 91 86 - Fax. 33 (0)5 46 35 94 22

SAS au capital de 500.000€

N° TVA: FR86 385 117 023 – APE 7112B – NAF 142C
SIRET/SIREN: 385 117 023 00049 (siège) / agence 0007

Client :	**WWF-UCO** Plot 2, Sturrock Rd, Kololo Kampala – UGANDA
Oréade Brèche interlocutor	**Benoît THUAIRE, Team Leader** b.thuaire@oreade-breche.fr + 33 6 31 80 21 83
	Robert NABANYUMYA, nabanyumya@gmail.com **Fortunate MUYAMBI,** mfbenda@hotmail.com **Alex TUMUKUNDE,** alex.tumukunde@gmail.com

TABLE OF CONTENT

TABLE OF CONTENT 2

ACRONYMS 4

1 BACKGROUND AND GOAL OF THE ASSIGNMENT 5

1.1 The BIODEV2030 Project 5

1.2 Objectives of the assignment 5

1.3 Overall methodological approach 6
1.3.1 Scope of the assignment: six sub-sectors belonging to the agriculture and energy sectors . 6
1.3.2 Approach at a glance 6

1.4 Objective of the report and structure 7

2 TEN OVERARCHING COMMON BIODIVERSITY VOLUNTARY COMMITMENTS 8

3 INDIVIDUAL COMMITMENTS OF THE ORGANIZATIONS BELONGING TO THE AGRICULTURE SECTOR 10

4 INDIVIDUAL COMMITMENTS OF THE ORGANIZATIONS BELONGING TO THE ENERGY SECTOR 18

5 CONCLUSION 24

6 APPENDICES 25

6.1 Appendix A: Biodiversity Voluntary commitments – Agriculture Sector Stakeholders 25
6.1.1 BENNET LOBBY GROUP 25
6.1.2 BUKWO DISTRICT LOCAL GOVERNMENT 28
6.1.3 KAGADI DISTRICT LOCAL GOVERNMENT 33
6.1.4 KAKUMIRO DISTRICT LOCAL GOVERNMENT 35
6.1.5 Ministry of Agriculture Animal Industry and Fisheries - MAAIF 36
6.1.6 MBALE DISTRICT LOCAL GOVERNMENT 39
6.1.7 MASINDI DISTRICT LOCAL GOVERNMENT 43
6.1.8 Munga Adventures Company 44
6.1.9 MWE-Forest Sector Support Department 46
6.1.10 National Forestry Resources Research Institute - NAFORRI 48
6.1.11 NEMA – The National Environment Management Authority 52
6.1.12 Nile Breweries Limited 54
6.1.13 UGANDA NATIONAL FARMERS FEDERATION - UNFFE 56
6.1.14 Uganda Wildlife Authority - UWA 62

6.2 Appendix B: Biodiversity Voluntary commitments – Energy Sector Stakeholders 64
6.2.1 ALL GREEN ENERGY LTD 64
6.2.2 BENNET LOBBY GROUP 65
6.2.3 KAYONZA GROWERS TEA FACTORY LTD, KANUNGU DISTRICT 66

6.2.4 KIBAALE DISTRICT LOCAL GOVERNMENT 69
6.2.5 MASINDI DSITRICT LOCAL GOVERNEMENT 70
6.2.6 MBALE DISTRICT LOCAL GOVERNMENT 71
6.2.7 Ministry of Energy and Mineral Development - MEMD 73
6.2.8 MWE-Forest Sector Support Department 75
6.2.9 National Forestry Resources Research Institute - NAFORRI 77
6.2.10 National Forestry Authority - NFA 79
6.2.11 HE NEW FORESTS COMPANY (NFC) 89
6.2.12 UGANDA NATIONAL ALLIANCE FOR CLEAN COOKING –UNAC 92
6.2.13 UGANDA NATIONAL FARMERS FEDERATION (UNFFE) 93
6.2.14 Uganda Timber Growers' Association - UTGA 99
6.2.15 Uganda Wildlife Authority - UWA 101
6.2.16 YOUTH GO GREEN 102

ACRONYMS

BVCs	Biodiversity Voluntary Commitments
CBOs	Community-based Organizations
CFRs	Central Forest Reserves
DFO	District Forestry Officer
DFS	District Forest Services
DLG	District Local Government
ED	Executive Director
FSSD	Forest Sector Support Department
LC	Local Council
LG	Local Government
MEMD	Ministry of Energy and Mineral Development
MLG	Ministry of Local Government
MOU	Memorandum of Understanding
MTA	Ministry of Tourism and Antiquities
MWE	Ministry of Water and Environment
NAADS	National Agricultural Advisory Services
NDCs	Nationally Determined Contributions
NFA	National Forestry Authority
NFP	National Forest Plan
NGOs	Non- Governmental Organizations
NTFPs	Non-Timber Forest Products
PFE	Permanent Forest Estate
SFM	Sustainable Forest Management
UTGA	Uganda Timber Growers' Association

1 BACKGROUND AND GOAL OF THE ASSIGNMENT

1.1 The BIODEV2030 Project

WWF-Uganda is implementing the Biodiversity Engagement Facilitation (BIODEV2030) Project. The BIODEV2030 Project "Facilitation of commitments for biodiversity", financially supported by AFD (French Development Agency) and coordinated by Expertise France, is implemented by WWF-Uganda.

The overall goal of the BIODEV 2030 is helping 16 pilot countries in stopping biodiversity loss by 2030 and restoring it by 2050. In this purpose, the project aims at mainstreaming biodiversity in these countries economy through sector-based commitments with the ones having a major impact on biodiversity. The commitments are expected to emerge from a multi-stakeholder dialogue.

As part of this project, a first study aiming at assessing the drivers of the biodiversity loss caused by the economic sectors has been completed. The main conclusions from the analysis were as follows:

- Remote sensing tools have enabled to identify and to quantify the main threats on habitats, based on the National Forest Authority (NFA) classes. At the national level, the main threat for the tropical high forest and more broadly for the natural habitats (bushland, woodland, grassland, and wetland), is the subsistence farmland, which is the largest driver of land use change compared to commercial farmland and plantations.
- STAR (Species Threat Abatement and Restoration) analysis have provided a complementary approach at the threatened species level, identifying and classifying the two main threats as follow: annual and perennial non timber crops then logging & wood harvesting.

The BIODEV 2030 project define voluntary commitments as "*an agreement whereby one or several stakeholders undertake to mobilize and set up a series of prospective and strategic actions, which are science based and shared to bring about a positive and measurable change in biodiversity health.* A BVC can be undertaken by an individual or a group of stakeholders".

1.2 Objectives of the assignment

This assignment follows the first phase of study that entailed a national biodiversity threat assessment to identify the main threats to national biodiversity, focusing on the economic sectors with greatest impacts. Under that study, agriculture and energy sectors were identified as the major drivers of biodiversity loss and thus selected for further in-depth diagnosis to establish the magnitude of their impact on biodiversity. The two economic sectors were identified as having the most negative impact on biodiversity, through small-scale/subsistence farming, commercial farming (including tree plantations), livestock farming and dependence on biomass energy.

The overall goal of this assignment is to examine the options, opportunities and challenges in the agriculture and energy sectors for future commitments to reduce pressures on biodiversity in Uganda.

The specific objectives of the assignment are:

a) To analyse the key characteristics of agriculture and energy sectors,
b) To identify good practices and opportunities/actions to reduce the pressures on biodiversity including practices being implemented in the neighboring countries,
c) To undertake stakeholder analysis of the two sectors,
d) To identify the pressures of the two sectors on biodiversity,

e) To identify obstacles and challenges likely to be faced by stakeholders in the implementation of the commitments.
f) Identify measures to mitigate the challenges identified.
g) Identify issues to be addressed and voluntary commitments to be undertaken by the various actors to reverse this erosion of biodiversity in order to achieve the objectives set for the post-2020 global biodiversity framework and 2050 vision ("Living in harmony with nature").

1.3 Overall methodological approach

1.3.1 Scope of the assignment: six sub-sectors belonging to the agriculture and energy sectors

The literature review is focused on the sub-economic sectors identified as having the strongest negative impacts on biodiversity, according to the terms of reference of the assignment. These sub sectors are reminded hereinafter:

- Small scale / subsistence farming
- Commercial farming
- Plantations
- Livestock
- Charcoal
- Firewood

1.3.2 Approach at a glance

This study employed systematic steps linked to each other for identifying Biodiversity Voluntary Commitments. The key steps include the collection and assembling of relevant documents, literature review, characterization of sub sectors, field investigations, national consultations and result analysis as illustrated in the following figure.

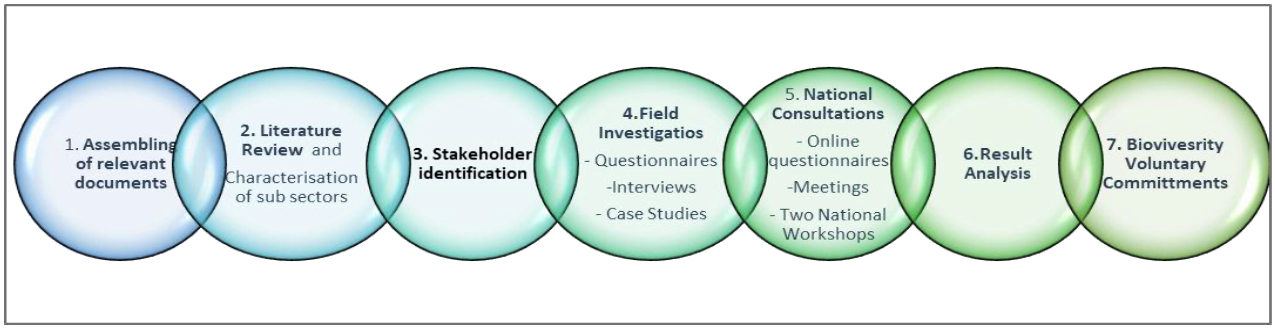

Figure 1 : Key steps employed in the study

1.4 Objective of the report and structure

The objective of the report is to present the biodiversity voluntary commitments taken by the country stakeholders of the Agriculture and Energy sectors.

This report is structured in five chapters. Chapter one provides an introduction to the report and includes the objectives of the assignment and approach to the study. Chapter two gives a snapshot of some overarching common Biodiversity Voluntary Commitments (BVCs), while chapters 3 and 4 provide a summary of BVCs specifically for the agriculture and energy sectors respectively. A summary of conclusions are provided in Chapter five and the Appendices provide the details of all the individual commitments made by each of the stakeholders.

2 TEN OVERARCHING COMMON BIODIVERSITY VOLUNTARY COMMITMENTS

The scientific community:
- warns us about the damage to biodiversity caused by human activities,
- highlights the major impacts caused by the current agriculture and energy sector activities towards biodiversity.
- gives us notice that the assumption of a sixth mass extinction caused by human activity is proving to be true[1];
- explains to us that biodiversity is under threat and, consequently, so is the functioning of the living planet;
- alerts us that ecosystem services will be affected, without us yet being able to estimate all the social and economic consequences, including impacts on our businesses.

The scientific community also specifically points out that the situation will get worse on land and in water resources if no action is taken to address the factors behind biodiversity damage, including land degradation, resource overexploitation, monocultures and impact of invasive species.

Each organization can contribute to the development of new dynamics. Beyond their corporate social responsibility, it is in their interest to do so since they depend on ecosystems working properly and since a change of approach also carries new opportunities.
We already have solutions and can develop new ones, thereby meeting changes in the mindset and expectations of a growing part of the population.
Concrete experiences in our organization and our value chains, from suppliers to customers, are encouraging us to change scale and create value by integrating biodiversity into our strategies.
Most of the countries in which we operate are pursuing public policies, at various levels, aimed at conserving and restoring biodiversity as well as encouraging all actors to play an active part in this direction.

In Uganda, the National Biodiversity Strategy and Action Plan (NBSAP), drafted within the framework of the Convention on Biological Diversity, implements initiatives along those lines and encourages organizations to adopt voluntary approaches to meeting targets set by the international community.

Aware of the role each organization is expected to play, some key stakeholders of the agriculture and energy sectors in Uganda are accordingly committing to integrating nature - environments, animals, plants, ecosystems, interactions and genetic heritage – into their strategies and business models, and to taking concrete actions to provide solutions for the conservation of biological diversity, its restoration, the sustainable use of natural resources and equitable sharing of the benefits arising out of their utilization.

More specifically, we, the signatories listed in this document undertake to:

- Commitment 1 - Integrate biodiversity into our organization strategy, founding our action on available scientific knowledge;
- Commitment 2- Engage in dialogue with all our stakeholders regarding their expectations and our impacts, actions and progress;

[1] *FRB Scientific Committee and reference to "World Scientists' Warning to Humanity: A Second Notice", BioScience,Volume 67, Issue 12, 1 December 2017*

- Commitment 3- Assess the various components of biodiversity of concern to us, using direct and indirect impact indicators, risk and performance indicators and, when relevant for decision making purposes, assess in economic terms our impacts and our reliance on smoothly functioning ecosystems;
- Commitment 4- Primarily prevent, reduce and ultimately offset our impacts, by seeking on a case-by-case basis no net loss as a bottom line or even a net gain of biodiversity in our activities and geographical areas of influence, and by factoring in the need for ecosystems to adapt to climate change;
- Commitment 5- Give priority to the development of Nature-based Solutions, ensuring that they are implemented in a science-based and biodiversity-friendly manner, and promoting a certain variety in such solutions;
- Commitment 6- Raise awareness of and train our employees or members in biodiversity and its relation to their jobs.
- Commitment 7- Promote and encourage nature-friendly initiatives by them and providing due recognition to such actions and practices;
- Commitment 8- Mobilize resources and establish appropriate partnerships to support and monitor our actions taken in the field;
- Commitment 9- Publicly report on the implementation of these commitments and of our individual commitments set out in sections 3 and 4 and outlined in Appendices 6.1 and 6.2.
- Commitment 10- finally, we call on other organizations across all sectors to join us in making and fulfilling these commitments.

The individual commitments set out in section 3 and 4 and outlined in Appendices 6.1 and 6.2 take stock of these common commitments based on our respective activities.

3 INDIVIDUAL COMMITMENTS OF THE ORGANIZATIONS BELONGING TO THE AGRICULTURE SECTOR

As part of this study, so far 17 agriculture stakeholders belonging to a wide range of socio-economic actors including national public institutions, decentralized public institutions, private companies, civil society organizations have already taken voluntary commitments in favor of biodiversity. The main issues addressed through the commitments were:

- Land degradation and soil erosion,
- Ecosystem degradation, especially forests,
- Biodiversity conservation

The main expected impacts targeted by these voluntary commitments address capacity building and raising awareness sessions about ecofriendly activities, ecological farming practices and agroforestry plantations, supply of ecology, and biodiversity conservation.

All in all:

- *More than 133 000 households and 111 DLGs* will benefit from activities triggering behavior changes, through the development of sustainable land use management plans or through mainstreaming biodiversity into the daily life.
- *Ecosystem services of more than 37 000 ha of lands will be improved* through plantations, biodiversity and /or climate-smart farming practices
- *More than 16 million or trees and seedlings will be planted*, contributing to the carbon sequestration, the restoration of soil fertility among other environmental services
- *300 Environment Inspectors (EIs*) gazetted, trained and tooled/equipped (with basic equipment like cameras, GPSs and PPEs) across ministries, agencies and local governments

The diversity of the biodiversity voluntary commitments are detailed beneath, in the table 1.

Table 1: Biodiversity Conservation commitments for the Agriculture sector

Stakeholder	Problem being addressed	Biodiversity Voluntary Commitment		Expected Impact
		Agriculture	Target	
BENNET LOBBY GROUP	• Land degradation around Mount Elgon ecosystem	• Promotion of nature-based income generating activities	• 200 Youth, women and men adopt nature-based income generating activities	• Improved land productivity
		• Interventions that promote integrated land management for the conservation of the Mount Elgon ecosystem	• 500 households adopt policies, programs and activities that promote integrated land management	• Improved land productivity • Enhanced household income and wellbeing • Increased forest cover • Improved protection of biodiversity
		• Interventions to promote intensive conservation farming	• 500 households adopt conservation farming methods e.g. crop rotation, mixed cropping, use farmyard/biomass manure	• Adoption of conservation farming methods among the Benet and other neighboring communities • Improved land productivity and their wellbeing
BUKWO DISTRICT LOCAL GOVERNMENT	• Land degradation because of subsistence farming and over grazing in Mt. Elgon National Park	• Integration of agro forestry in the farming systems	• 43.6ha of demonstration farms established (0.4ha per parish)	• Reduced land degradation
		• Integration of climate smart technologies in the farming systems	• 130.8 ha of climate smart demonstration farms established (1.2Ha per parish)	• Improved land productivity
		• Up scaling the rearing of improved livestock breeds and technologies	• 327 households (3 HHs/parish) keep animals under zero grazing	• Enhanced household income and wellbeing
		• Promotion of Organic farming	• 1,000 farmers using bio-pesticides and Organic fertilizers	• Improved tree cover • Improved protection of biodiversity
KAGADI DISTRICT LOCAL GOVERNMENT	• Land and forest degradation because of commercial farming activities outside Kagombe central forest reserve	• Restoration planting with agroforestry tress (cocoa, hass avocado and coffee) outside Kagombe Central Forest reserve	• 10 ha of land restored in four years	• Improved land productivity • Increased forest cover •

		• Restoration of Ecological systems through promotion of good farming practices	• 20 ha of land restored through good farming practices in four years	• Improved protection of biodiversity
KAKUMIRO DISTRICT LOCAL GOVERNMENT	• Ecosystem degradation in Kagombe CFR and land degradation around adjacent areas • Ecosystem degradation in Kagombe forest reserve because of cutting trees for fuel wood, charcoal burning and timber	• Restoration planted of degraded forest patches within and outside Kagombe CFR, privately owned forests, natural forests, community forests	• 76,000 seedlings planted	• Increased forest cover • Increased supply of forest products, including wood fuel • Improved protection of biodiversity
KAYONZA GROWERS TEA FACTORY LTD, KANUNGU DISTRICT	• Climate Change, Household Income, Food and Nutrition and Biodiversity Conservation.	• Support Tree planting, energy saving and income diversification for climate change mitigation. • Improve energy use efficiency in and around Kayonza Tea Factory	• Plant 200 hectares of quick maturing and quick coppicing tree varieties on hill tops to stop reliance on natural forests for firewood.	• Improved environmental Protection, increased household income and Biodiversity conservation around Kayonza Tea Factory
KIBAALE DISTRICT LOCAL GOVERNMENT	• Ecosystem degradation in Kagombe CFR and land degradation around adjacent areas.	• Integrated Land Management and Improved farming Practices around Kagombe CFR	• 80,000 farming house holds	• Improved protection of biodiversity and agricultural productivity.
MAAIF	• Land degradation - Soil erosion as result of commercial farming activities and marram mining on hilly areas of Bughorwe and Nyakiyumbi parishes in Kasese District. • Clearing of fragile areas/hilly areas of Nyabikugu parish in Rwampara District, Rubanda and Mt Elgon Districts for agricultural production and land degradation in the cattle corridor	• Soil and Water Conservation physical structures in all the districts • Agroforestry trees • Provision of water for agricultural production	• 5 million trees planted and • 50 ha of soil structures constructed for land restored, • 10 ha of pastures restored, • all the 111 DLGs trained, • provision of valley tanks and water dams, charcoal stoves • enactment/revival of byelaws against charcoal burning	• improved land productivity • increased forest cover • enhanced household income and wellbeing • improved protection of biodiversity
	• Climate Change, Household Income, Food and Nutrition and Biodiversity Conservation •	• Development of a Sustainable Cashew nut Value Chain Project	• 10 million Cashew nut trees planted in 5 years in 65 Cattle Corridor Districts of Uganda	• Improved environmental Protection, increased household income, improved Food and Nutrition security and Biodiversity conservation.

MASINDI DISTRICT LOCAL GOVERNMENT	• Forest degradation because of commercial and subsistence farming activities outside Budongo central forest reserve in Bunyoro region	• Restoration planting of degraded forest patches within and outside Budongo CFR i.e., community forests and privately owned natural forests • Promote sustainable land management in the farming communities of Masindi district	• 50,000 Farming House holds	• Land productivity in Masindi restored
MBALE DISTRICT LOCAL GOVERNMENT	• Land degradation because of subsistence farming and over grazing in Mt. Elgon.	• Interventions promote integrated land management for the conservation of the Mount Elgon ecosystem	• 400 households implementing the Land Use Plans	• Reduced land degradation • Improved land productivity • improved protection of biodiversity
		• Land use planning to ensure that a family caters for the various needs such as food and firewood reportedly taken from Mt Elgon National Park. • Restoration of riverbanks and wetlands	• 200 ha of land under good/climate-smart farming practices	• Enhanced household incomes and wellbeing • Increased forest cover

MUNGA ADVENTURES COMPANY	• Climate Change, Household Income, Food and Nutrition and Biodiversity Conservation	• Development of a Sustainable Alternative Medicinal Plant Value Chain Project with focus on the 3 varieties of cinnamon, bayleaf and neem trees.	• Plant at least a total of 15,000 trees: • BAYLEAF – 500 trees (100 per year for 5 years). • NEEM - 4,500 trees (900 per year for 5 years). • CINNAMON – 10,000 trees (2,000 per year for 5 years). • BAYLEAF tree seedlings 60,000 each x500 units = 30,000,000/= • NEEM tree seedlings 5,000 each x4,500 units = 22,500,000/= • CINNAMON tree seedlings 10,000 each x10,000 units =100,000,000/= • Making a total investment of 152,500,000/= Uganda shillings only over the 5 years.	• Increased alternative sources of medicinal trees • Improved protection of biodiversity • Increased forest cover • Enhanced household income
MWE-FSSD	• Land and forest degradation in districts of western and northwestern Uganda	• Promotion of intensive mixed use agroforestry systems on household plots in 18 districts of Western and Northwestern Uganda	• 17,550 ha under Agroforestry. 9 percent of rural households (HHs) within those districts with a target of 0.2 ha per HH. This is an estimated 87,782 HHs	• Improved supply of forest and tree products and services to communities
	• Land and forest degradation in refugee hosting areas of Uganda	• Support for development of woodlots and bioenergy plantations on private land to enhance the supply of timber, poles, fuel, and other plantation products	• 10,060 Ha of woodlots and plantations	• Enhanced contribution of forestry to household income and wellbeing
	• Land and forest degradation of areas on private and customary land	• Support registration and management of community forests	• 15 community forests averaging 250Ha	• Increased forest cover • Reduced land degradation • Improved protection of biodiversity

NAFORRI	• Heavy reliance on woody biomass energy is one of the drivers of deforestation in Uganda, • Inefficient charcoal production processes which require high volumes of woody biomass leading to unsustainable extraction of trees and release of GHGs • Inefficient cooking technologies resulting into unsustainable use of tree resources.	• Co-developing agro-ecological options for food-environmental nexus in watersheds of eastern Uganda • Enhancing dryland commercial plantation forestry in Uganda	• Establish demonstration sites for three agro-ecological watershed management interventions, i.e., Riverbank stabilization, soil erosion control, water source protection in the Upper Manafwa sub-catchment area. • Establish four multilocational trials in selected districts in the cattle corridor using selected tree species, i.e., Gmelina arborea, Melia volkensii, Melia dubia, Grevillea robusta, Eucalyptus hybrid clone GC 550, and Eucalyptus hybrid clone 796	• Increased protection of fragile ecosystems (riverbanks) • Improved protection of biodiversity
		• Robusta coffee agroforestry to adapt and mitigate climate change in Uganda	• Generate one info hub on agronomic practices of coffee-agroforestry systems • Establish one coffee-agroforestry trial with new fast growing tree species. • Establish 10 tree nurseries in different coffee growing zones. • Four PhD students and 2 MSc. Students	• Improved land productivity, especially for coffee • Enhanced household income and wellbeing • Improved tree cover

NEMA	• Biodiversity degradation within the key fragile ecosystems (forests, wetlands, riverbanks, lakeshores, rangelands, hilly and mountainous areas)	• Development of regulations and standards on sound management of chemicals to control pollution (soil, water and air) and degradation of biodiversity in Uganda • Development of guidelines for payment for ecosystem services (PES) to promote values of biodiversity for effective conservation • Enhancing environmental monitoring and enforcement for improved biodiversity integrity • Improvement in access to real-time environmental data and information for effective monitoring, enforcement and decision making.	• 1 set of regulations developed • 1 set of regulations developed • 300 Environment Inspectors (EIs) gazetted, trained and tooled/equipped (with basic equipment like cameras, GPSs and PPEs) across ministries, agencies and local governments • The required sets of environmental monitoring equipment for water, air and soil quality, and the state of biodiversity acquired	• Improved environmental monitoring and compliance for enhanced biodiversity integrity
NILE BREWERIES LIMITED	• Degradation of wetland resources in the Lake Victoria resulting from the Agriculture Value addition processes	• Implementing technologies that improve water efficiency	• Reduced water used in production by 35% per liter of beer produced • Utilizing our effluent water treatment plant to ensure that 100% of the water from our operations goes back to the lake cleaner than extracted.	• Zero-impacts of waste products from processing by the brewery industry
THE NEW FORESTS COMPANY(NFC)	• Land degradation as a result of cutting down trees for fuel wood in Mt Elgon • Ecosystem degradation in Kagombe Forest Reserve because of cutting trees for fuel wood, charcoal burning and timber, and • Land degradation nationwide because of over-dependence on biomass energy	• Agroforestry practices on private land including restoration planting of woodlots by household • Establishment of forest plantations and woodlots	• Households supported to plant 5,000 ha of woodlots	• Reduced land degradation from cutting trees for fuel wood and charcoal
UGANDA NATIONAL FARMERS FEDERATION	• Land and forest degradation because of commercial farming activities outside Kagombe, Bugoma and Budongo central forest reserves in Bunyoro region.	• Restoration planting outside Kagombe, Budongo and Bugoma central forest reserves	• No. of farmers trained in environmental conservation	• Capacity for sustainable management of land and forestry resources built through training

(UNFFE)	• Land degradation in Mt Elgon	• Interventions to promote integrated land management for the conservation of mount Elgon ecosystem	• 40 ha of land practicing promote integrated land management • 500 households per associations trained in promote integrated land management	• Improved land productivity • Increased forest cover within the two landscapes • Improved protection of biodiversity demonstration plots on good practices established
		• Intervention on farmer capacity assessment and sustainability planning of Environmental Management Program	• No. of Farmers ready for the initiative • Number of Acres ready for planting and regenerating	• Improved land productivity
UWA	• Land degradation because of cutting down trees for fuel wood in Mt Elgon and other wildlife corridors	• 4,000ha of degraded areas restored and all previously restored areas within MENP managed	• 4,000 ha restored • All restored areas managed	• Reduced land degradation • Improved forest cover • Improved protection of biodiversity
		• Conversion of wildlife habitats to other land uses controlled	• Reduced human-wildlife conflict reports	• Improved relationships with communities adjacent the protected areas • Improved protection of biodiversity • Restored vegetation cover both inside the park and outside the park

4 INDIVIDUAL COMMITMENTS OF THE ORGANIZATIONS BELONGING TO THE ENERGY SECTOR

Regarding the energy sector, there are also 16 stakeholders belonging to a wide range of socio-economic actors who have already taken biodiversity voluntary commitments. The main issues addressed through the commitments were similar as the agriculture sector:

- Land degradation and soil erosion,
- Ecosystem degradation, especially forests,
- Biodiversity conservation

The main expected impacts targeted by these biodiversity commitments are related to increase of the forest cover through tree plantations, the decrease of charcoal and firewood needs through the adoption of more efficient energy cookers.

All in all:

- Around *15 million of trees and seedlings will be planted*,
- *614,837 ha of natural forests and 493,260 ha of nature reserves will be restored*
- More than *53,000 energy cookers* provided to households, *10,000 institutional stoves* 500 EPC and *biogas* systems will be distributed to *100 households and 30 institutions*
- *More than 140,000 ha* of woodlots will be dedicated to *forest production for energy purposes*.

The biodiversity voluntary commitments for this sector are detailed in table 2.

Table 2: Biodiversity Conservation commitments for the Energy sector

Stakeholder	Problem being addressed	Biodiversity Voluntary Commitment		Impact
		Energy	Target	
• ALL GREEN ENERGY LTD	• Land degradation nationwide as a result of over dependence on biomass energy and wasteful use of biomass energy	• Promotion and installation of energy efficient stoves 90% saving to reduce use of firewood and charcoal thereby reducing CO2 emissions	• 2,000 efficient energy cookers installed within 4 years	• Reduction of 70,000 – 80,000 tons of wood loss per year • Improved forest cover • Improved protection of biodiversity
• BENNET LOBBY GROUP	• Land degradation around Mount Elgon ecosystem	• Promotion of energy efficient technologies including clean energy sources such as biogas	• 500 households growing trees for energy and adopting energy efficient technologies	• Improved forest cover • Improved household health • Improved protection of biodiversity
• BUKWO DISTRICT LOCAL GOVERNMENT	• Land degradation because of subsistence farming and over grazing in Mt. Elgon National Park	• Integration of climate smart technologies in the farming systems • Up scaling the rearing of improved livestock breeds and technologies • Promotion of Organic farming	• Communities around Mt Elgon	• Reduced land degradation from subsistence farming and grazing
• KAGADI DISTRICT LOCAL GOVERNMENT	• Land and forest degradation because of commercial farming activities outside Kagombe central forest reserve	• Restoration planting outside Kagombe CFR • Integrated land management and Improved farming practices around Kagombe CFR	• 5 million trees planted in five years • A buffer zone belt around Kagombe CFR	• Mitigated land and forest degradation outside kagombe CFR
• KAYONZA GROWERS TEA FACTORY LTD, KANUNGU DISTRICT	• Climate Change, Household Income, Food and Nutrition and Biodiversity Conservation.	• Tree planting, • Energy saving, • Income diversification and • Other climate change mitigation measures	• Acquire 1000 energy saving cooking stoves to benefit 1000 households and institutions within Kanungu District	• Increased supply of biomass energy sources • Improved forest cover • Enhanced household income and wellbeing • Improved protection of biodiversity

• KIBAALE DISTRICT LOCAL GOVERNMENT	• Ecosystem degradation in Kagombe CFR and land degradation around adjacent areas • Ecosystem degradation in Kagombe forest reserve because of cutting trees for fuel wood, charcoal burning and timber	• Restoration planting of Kigombe CFR	• 500 ha per year	• Improved forest cover
• MASINDI DISTRICT LOCAL GOVERNMENT	• Forest degradation because of commercial and subsistence farming activities outside Budongo central forest reserve in Bunyoro region	• Restoration planting of degraded forest patches within and outside Budongo CFR i.e., community forests and privately owned natural forests	• 5 million Tree seedlings planned	• Reduced forest degradation
• MEMD	• Land degradation nationwide because of over-dependence on biomass energy and wasteful use of biomass	• Promotion and installation of clean cooking solutions	• To reduce the share of biomass (firewood and charcoal) for cooking from 89% - 50% • To increase the share of Clean cooking from 15% to 50% • To increase electricity connections to 60% by 2025 and 80% access to modern energy by 2040;	• Improves vegetation cover because of avoided deforestation from wasteful use of biomass energy
• MWE-FSSD	• Land and forest degradation of areas on private and customary land • Land and forest degradation in refugee hosting areas of Uganda	• Supply of wood fuel to persons with specific needs (PSNs) within the refugee settlements		• Improved supply of forest and tree products and services to communities • Enhanced contribution of forestry to household income and wellbeing • Increased forest cover • Reduced land degradation
	• Land and forest degradation in refugee hosting areas of Uganda	• Support for development of woodlots and bioenergy plantations on private land to enhance the supply of timber, poles, fuel, and other plantation products	• 10,060 Ha of woodlots and plantations	• Enhanced contribution of forestry to household income and wellbeing

• NAFORRI	• Heavy reliance on woody biomass energy is one of the drivers of deforestation in Uganda, • Inefficient charcoal production processes which require high volumes of woody biomass led to unsustainable extraction of trees and release of GHGs • inefficient cooking technologies resulting into unsustainable use of tree resources.	• Promotion of alternative biomass energy sources and biomass energy saving technologies	• Provision of 12,000 seedlings of bamboo as a bioenergy crop. • Develop one kiln to carbonise bamboo. • Production of 100 units of improved cookstoves • Production of briquettes from wood waste and bamboo as alternative sources of energy. • Production of 50,000 seedlings of assorted fast growing tree species.	• Increased supply of forest fuelwood and other biomass energy products • Improved tree cover
• NFA	• Degradation of natural forests due to uncontrolled harvesting of wood resources for firewood, charcoal, and timber.	• Restoration of selected CFRs in Albertine region • Restoration of 1,295ha (260ha annually) and protection of 1,986ha of natural belts within NFA managed plantation areas • Restoration and Protection of low stocked Natural forests country wide • Protection of well stocked natural forests and nature reserves	• Totaling 41,562ha and undertaken 8,312ha annually • 1,295ha (260ha annually) and protection of 1,986ha of natural belts within NFA managed plantation areas • 492,800ha of low stocked Natural forests country wide at a rate of 24,640ha annually • Totaling 614,837ha of natural forests and nature reserves totaling 493,260 ha	• Increased vegetation cover in degraded areas and improved availability of wood resources under sustainable forest management
• THE NEW FORESTS COMPANY(NFC)	• Land degradation because of cutting down trees for fuel wood in Mt Elgon • Ecosystem degradation in Kagombe Forest Reserve because of cutting trees for fuel wood, charcoal burning and timber, and • Land degradation nationwide because of over-dependence on biomass energy	• Support and promote circular economy (utilization of biomass waste into) into renewable energy	• Partner organizations such as Uganda breweries and Hima cement in need of forestry waste for their heating processes	• Reduced land degradation from tree cutting for firewood

• UGANDA NATIONAL ALLIANCE ON CLEAN COOKING	• Land degradation because of cutting down trees for fuel wood in Mt Elgon • Ecosystem degradation in Kagombe Forest Reserve because of cutting trees for fuel wood, charcoal burning and timber, and • Land degradation nationwide because of over-dependence on biomass energy	• Promotion and installation of Biogas both household and institutional. • Promotion of electric pressure cookers (EPC) and solar cookers to save 70% of energy • Promotion of efficient stoves for both domestic and institution	• 100 household biogas systems • 30 institutional biogas systems • Distribute 500 EPC • 50,000 household stoves and 10,000 institutional stoves	• Reduced land degradation from cutting down trees for firewood and charcoal
• UGANDA NATIONAL FARMERS FEDERATION (UNFFE)	• Land and forest degradation because of commercial farming activities outside Kagombe, Bugoma and Budongo central forest reserves in Bunyoro region	• Restoration of vegetation cover and land productivity	• 2 Million Indigenous Tree Species planted • 500, 000 regenerated	• Restored vegetation cover
	• Land degradation in Mt Elgon	• Restoration planting outside Kagombe CFR and Budongo CFR	• 2 Million trees Planted • 1 Million trees regenerated	• Increased vegetation cover
		• Restoration planting outside Kagombe CFR and Budongo CFR	• Number of Radio Programmes	• Increased vegetation cover
• UTGA	• Forest degradation because of cutting down trees for timber and fuel wood in West Bugwe, in Busia • Ecosystem degradation in Kagombe Forest Reserve because of cutting trees for fuel wood, charcoal burning and timber, and • Land degradation nationwide because of over-dependence on biomass energy	• Establishment of energy plantations and woodlots by UTGA growers	• 2,500 Ha dedicated to charcoal energy plantations • 130,000 Ha of woodlots dedicated to produce forest products for energy	• Increased supply of biomass wood to for energy • Increased forest cover • Increased protection of biodiversity
		• Support and promote circular economy (utilization of biomass waste) into renewable energy	• Number of supported private sector players adding value to biomass waste	• Reduced cutting of trees for biomass energy • Improved vegetation cover • Improved protection of biodiversity

• UWA	• Land degradation because of cutting down trees for fuel wood in Mt Elgon and other wildlife corridors	• MENP Resource access program harmonized and regulated	• Number of resource access MoUs signed	• Improved and harmonized access to resources, including fuelwood • Sustainable utilization of resources from the protected areas • Improved protection of biodiversity • Improved forest cover
		• Conversion of wildlife habitats to other land uses controlled	• Reduced human wildlife conflict reports	• Restored vegetation cover both inside the park and outside the park

5 CONCLUSION

While Government has put in place enabling policy, legal and planning frameworks to support the agricultural expansion and commercialization, enhance land productivity and increase the contribution of the agriculture sector to GDP, the sector actors are actively focusing on enhancing biodiversity conservation using various strategies such as climate smart agriculture and improved soil and water conservation practices. Similarly, the energy sector is a priority in Uganda and there is an enabling environment to support development of the sector particularly promoting activities that encourage renewable energy use and foster sustainability.

For both the agriculture and energy sectors, efforts towards biodiversity conservation have been harnessed through a stakeholder consultation process and thus generated a set of biodiversity conservation commitments. Sustainable land management practices, forest certification and growing of trees specifically for energy as well as use of alternatives are among the innovative voluntary commitments that have been developed by some key stakeholders as indicated in the appendices.

Biodiversity voluntary commitments by agriculture sector stakeholders include:

1) Promotion of sustainable land management (SLM) practices by small holder farmers and the expected output is a quantifiable number of hectares of land under SLM
2) Restoration of degraded habitats (output: hectares per year restored)
3) Planting of indigenous trees (number of trees per year).

Biodiversity voluntary commitments by Energy Sector stakeholders include:

1) Establish wood energy plantations (output: number of hectares planted purposely for energy production)
2) Promote and incentivize use of alternative energy sources such as LPG, Biogas and briquettes for increased adoption (Number of organizations using alternative cooking and heating fuel)
3) Promote and install energy efficient cook stoves and equipment such as pressure cookers (output: Number of stoves or efficient equipment) installed and organizations using energy efficient stoves and equipment.

In addition to the development of Biodiversity voluntary commitments, this study has been an opportunity for improving knowledge and awareness about nature engagements.
Besides, raising awareness sessions, capacity building and financial support have turned out to be key issues to consider in-depth in the prospect of stopping the country biodiversity erosion.
Finally, the successful implementation of these engagements will likely depend on the ability of the country authorities in monitoring these inspiring commitments.

Details of commitments by each stakeholder are provided in Appendix A for Agriculture sector stakeholders and Appendix B for energy sector stakeholders.

6 APPENDICES

6.1 Appendix A: Biodiversity Voluntary commitments – Agriculture Sector Stakeholders

6.1.1 BENNET LOBBY GROUP

Problem to be addressed: *Degradation of Mountain Elgon Ecosystem*

Drivers: (i) Communities not seeing conservation as beneficial

Objective to be achieved by BVCs: Promotion of nature-based income generating activities

Stakeholder: **Benet Lobby Group-Indigenous people's group**

Brief description of Stakeholder: The Benet Lobby Group was established in 1972 originally as the Benet Pressure Group to fight for the land rights of the Benet. The main objectives of the Lobby Group is to lobby and influence government to give the Benet Ndoboros permanent land within the Mt Elgon area where they can settle and cultivate and to accord them recognition at national and local level as lawful land owners of a designated land rather than encroachers of a protected area.

Biodiversity Conservation Commitments (BCCs)/or Biodiversity Voluntary Commitments (BVCs)	
Brief Description of Commitment to assure BCC /BVC is actionable	**BVC 3** **Promotion of nature-based income generating activities**
Quantification	200 Youth, women and men adopt nature-based income generating activities
Baseline	10 youth and women groups
Actions to be undertaken to achieve the quantified BCC/BVC	i)Promote alternative income sources e.g growing bamboo for handcraft making, nature bee keeping ii) Promoting joint ecotourism initiatives between UWA and neighbouring communities with focus on community led conservation/eco-tourism initiatives
Monitoring Measuring and Reporting	Semi-annually/Annually
Implementation Timeline (in a year) or per year	5years
Responsibility (Focal person)	Mr. Chebet Mungech
Financial resources Committed (UGX)	UGX 20,000,000 per year for five years
Source of funding (optional)	UWA-50% DLG-10% WWF-15% Community 5% BLG 5% CSO;s within Sebei Sub-region 15%
Partners	WWF-Funder UWA District Local Governments of Kapchorwa, Kween and Bukwo

Signed by _____Date_____

Name_____Désignation_____

Problem to be addressed*: Degradation of Mountain Elgon Ecosystem*

Drivers: (i) Demand for land for cultivation

(ii) Over grazing

Objective to be achieved by BVCs: To promote integrated land management for the conservation of the Mount Elgon ecosystem

Stakeholder: Benet Lobby Group

Brief description of Stakeholder:

The Benet Lobby Group was established in 1972 originally as the Benet Pressure Group to fight for the land rights of the Benet. The main objectives of the Lobby Group is to lobby and influence government to give the Benet Ndoboros permanent land within the Mt Elgon area where they can settle and cultivate and to accord them recognition at national and local level as lawful land owners of a designated land rather than encroachers of a protected area.

Biodiversity Conservation Commitments (BCCs)/or Biodiversity Voluntary Commitments (BVCs)	
	BVC 1
Brief Description of Commitment to assure BCC /BVC is actionable	***To promote integrated land management for the conservation of the Mount Elgon ecosystem***
Quantification	500 households adopt Policies, programs and activities that promote integrated land management
Baseline	20 households
Actions to be undertaken to achieve the quantified BCC/BVC	(i)Soil and water conservation terraces by each member (ii)Reduced cattle herds by each member and promotion of Zero Grazing (iii) Grass planting in the compounds (iv) Boundary planting with trees
Monitoring Measuring and Reporting	Annually: 90 households undertaking policies, activities that promote integrated land management
Implementation Timeline (in a year) or per year	5years
Responsibility (Focal person)	Mr. Chebet Mungech
Financial resources Committed (UGX)	UGX 50,000,000 per year for five years
Source of funding (optional)	UWA-40% DLG-10% WWF-15% Community 15% BLG 5% CSO;s within Sebei Sub-region 15%
Partners	WWF-Funder UWA District Local Governments of Kapchorwa, Kween and Bukwo

Signed by _____Date_____

Name_____Désignation_____

Problem to be addressed: *Degradation of Mountain Elgon Ecosystem*

Drivers i) Subsistence farming on the steep slopes of Mt. Elgon causes soil erosion and loss of productivity.

Objective to be achieved by BVCs: To encourage the adoption of conservation farming methods among the Benet and other neighbouring communities for improved land productivity and their wellbeing

Stakeholder: Benet Lobby Group

Brief description of Stakeholder: *(Please provide a short description of what the Lobby Group is. E.g.*

The Benet Lobby Group was established in 1972 originally as the Benet Pressure Group to fight for the land rights of the Benet. The main objectives of the Lobby Group is to lobby and influence government to give the Benet Ndoboros permanent land within the Mt Elgon area where they can settle and cultivate and to accord them recognition at national and local level as lawful land owners of a designated land rather than encroachers of a protected area.

Biodiversity Conservation Commitments (BCCs)/or Biodiversity Voluntary Commitments (BVCs)	
Brief Description of Commitment to assure BCC /BVC is actionable	**BVC 4** To encourage the adoption of conservation farming methods among the Benet and other neighbouring communities for improved land productivity and their wellbeing
Quantification	500 households adopt conservation farming methods e.g. crop rotation, mixed cropping, use farmyard/biomass manure
Baseline	50 households
Actions to be undertaken to achieve the quantified BCC/BVC	(i) Train community-based extension workers (at parish level) in good farming technologies (ii) Farmers trained and assisted to adopt new and good farming practices on their land (iii) Farmers planting trees along boundaries, river banks
Monitoring Measuring and Reporting	Annually: number of farmers adopting better farming techniques
Implementation Timeline (in a year) or per year	5years
Responsibility (Focal person)	Mr. Chebet Mungech
Financial resources Committed(UGX)	UGX 20,000,000 per year for five years
Source of funding (optional)	DLG-50% WWF-15% Community 15% BLG 5% CSOs within Sebei Sub-region 15%
Partners	WWF-Funder UWA District Local Governments of Kapchorwa, Kween and Bukwo CSOs within the sub-region

Signed by _____Date_____

Name_____Désignation_____

6.1.2 BUKWO DISTRICT LOCAL GOVERNMENT

Problem to be addressed: *Land degradation as a result of subsistence farming and over grazing in Mt. Elgon National Park.*

Drivers:

(i) Subsistence farming on the steep slopes of Mt. Elgon causes soil erosion and loss of productivity.

(ii) Uncontrolled grazing in the Mt. Elgon National Park and the surrounding areas causes loss of vegetation cover

Objective to be achieved by BVCs: To improve the productivity of land through organic farming for the restoration of vegetation cover within Mt Elgon landscape

Stakeholder: Bukwo District Local Government

Brief description of Stakeholder: *(give a short description about Bukwo DLG)*

Biodiversity Conservation Commitments (BCCs)/or Biodiversity Voluntary Commitments (BVCs)	
Brief Description of Commitment to assure BCC /BVC is actionable	**BCC/ BVC 4** **Promotion of Organic farming**
Quantification	1000 farmers using bio-pesticides and Organic fertilizers
Baseline	
Actions to be undertaken to achieve the quantified BCC/BVC	Facilitate concoction of bio pesticides and fertilizers from the local plant materials Train farmers on use of Bio slurry from Biogas as manure and insect repellent in coffee Banana production systems Establishment of manure composting pits
Monitoring Measuring and Reporting	Quarterly: Quantity (Litres) of bio pesticide and bio fertilizer prepared, Number of farmers trained on organic farming related technologies, Number composting pits established
Implementation Timeline (in a year) or per year	5years
Responsibility (Focal person)	Mr. Sande Dismas (District Agricultural Officer)
Financial resources Committed (UGX)	UGX 40million per year for five years
Source of funding (optional)	Bukwo DLG, Production and Marketing Grants 60% Kapchorwa Civil Society Organisation 10% Uganda Wildlife Organisation 10% Aid Environment (Green future farming Project) -10% WWF10%
Partners	WWF- Funder Kapchorwa Civil Society Organisation - Funder Uganda Wildlife Organisation – Promoter Aid Environment – Funder

Signed by : Dismas Date : 28/10/2022

Name : Sande Dismas

Désignation : District Agricultural Officer

Problem to be addressed: *Land degradation as a result of subsistence farming and over grazing in and around Mt. Elgon National Park.*

Drivers:

(i) Subsistence farming on the steep slopes of Mt. Elgon causes soil erosion and loss of productivity.

(ii) uncontrolled grazing within the district causes loss of vegetation cover

Objective to be achieved by BVCs: Restoration of vegetation cover and improvement of land productivity

Stakeholder: Bukwo District Local Government

Brief description of Stakeholder: *(give a short description about Bukwo DLG)*

Biodiversity Conservation Commitments (BCCs)/or Biodiversity Voluntary Commitments (BVCs)	
Brief Description of Commitment to assure BCC /BVC is actionable	**BCC/ BVC 1** *Integration of agro forestry in the farming systems*
Quantification	43.6ha of demonstration farms established (0.4ha per parish)
Baseline	
Actions to be undertaken to achieve the quantified BCC/BVC	I. Establishment of tree nurseries II. Establishment of fodder banks III. Establish agro demo farms IV. Exchange visits (farmer to farmer) V. Staff capacity building VI. Investment in perennial crops such as coffee, bananas, fruit trees
Monitoring Measuring and Reporting	Annually: • Number of tree seedlings distributed • number of Demo farms established, • Acreage of fruit trees planted
Implementation Timeline (in a year) or per year	5years
Responsibility (Focal person)	Mr. Sande Dismas (District Agricultural Officer)
Financial resources Committed (UGX)	UGX 40 million per year for five years
Source of funding (optional)	Bukwo DLG, Production and Marketing Grants 60% Kapchorwa Civil Society Organisation 10% Uganda Wildlife Organisation 10% Aid Environment (Green future farming Project) -10% WWF10%
Partners	Kapchorwa Civil Society Organisation - Funder Uganda Wildlife Organisation – Promoter WWF- Funder Aid Environment – Funder

Signed by : Dismas Date : 28/10/2022

Name : Sande Dismas

Désignation : District Agricultural Officer

Problem to be addressed: *Land degradation as a result of subsistence farming and over grazing in and around Mt. Elgon National Park.*

Drivers:

(i) Subsistence farming on the steep slopes of Mt. Elgon causes soil erosion and loss of productivity.

(ii) uncontrolled grazing in the National Park and the surrounding areas causes loss of vegetation cover

Objective to be achieved by BVCs:

(i) To integrate climate-smart technologies in the farming systems within the district
(ii) To restore the vegetation cover and
(iii) To enhance land productivity

Stakeholder: Bukwo District Local Government

Brief description of Stakeholder: *(give a short description about Bukwo DLG)*

Biodiversity Conservation Commitments (BCCs)/or Biodiversity Voluntary Commitments (BVCs)	
	BCC/ BVC 2
Brief Description of Commitment to assure BCC /BVC is actionable	*Integration of climate smart technologies in the farming systems*
Quantification	130.8 ha of climate smart demonstration farms established (1.2Ha per parish)
Baseline	
Actions to be undertaken to achieve the quantified BCC/BVC	Training farmers and engagement of farming households on the following CSA Technologies I. Minimum Tillage, II. Permanent Planting Basins, III. Rip Lines, IV. Mulching, V. Stone/Grass Bands
Monitoring Measuring and Reporting	Annually: number of ha and number of farmers practicing climate smart Agriculture
Implementation Timeline (in a year) or per year	5years
Responsibility (Focal person)	Mr. Sande Dismas (District Agriculture Officer)
Financial resources Committed (UGX)	UGX 40 million per year for five years
Source of funding (optional)	Bukwo DLG, Production and Marketing Grants 60% Kapchorwa Civil Society Organisation 10% Uganda Wildlife Organisation 10% Aid Environment (Green future farming Project) -10% WWF10%
Partners	WWF- Funder Kapchorwa Civil Society Organisation - Funder Uganda Wildlife Organisation – Promoter Aid Environment – Funder

Signed by: Dismas Date: 28/10/2022

Name : Sande Dismas

Désignation : District Agricultural Officer

Problem to be addressed: *Land degradation as a result of subsistence farming and over grazing in and around Mt. Elgon National Park.*

Drivers:

(i) Subsistence farming on the steep slopes of Mt. Elgon causes soil erosion and loss of productivity.

(ii) Uncontrolled grazing causes loss of vegetation cover

Objective to be achieved by BVCs:
(i) To upscale the rearing of improved livestock breeds and technologies
(ii) To restore the vegetation cover, and
(iii) To improve land productivity

Stakeholder: Bukwo District Local Government

Brief description of Stakeholder: *(give a short description about Bukwo DLG)*

Biodiversity Conservation Commitments (BCCs)/or Biodiversity Voluntary Commitments (BVCs)	
Brief Description of Commitment to assure BCC /BVC is actionable	**BCC/ BVC 3** *To Up scaling the rearing of improved livestock breeds and technologies for restoration of the vegetation cover and enhancement of land productivity*
Quantification	327 households (3 HHs/parish) keep animals under zero grazing
Baseline	
Actions to be undertaken to achieve the quantified BCC/BVC	I. Establishment of fodder banks (Napier, caliandra, brachiaria, alfalfa II. Establishment of zero grazing units III. Construction of Biogas plants IV. Water harvesting technologies and promotion of small-scale irrigation V. 2 officers trained in AI
Monitoring Measuring and Reporting	Annually: • Number of households keeping animals under zero grazing • number of ha fodder banks established, • Number Zero grazing units, • Number of mini Irrigation schemes established
Implementation Timeline (in a year) or per year	5years
Responsibility (Focal person)	Dr. Chelangat Henry (District Veterinary Officer)
Financial resources Committed (UGX)	UGX 40 Million per year for five years
Source of funding (optional)	Bukwo DLG, Production and Marketing Grants 60% Kapchorwa Civil Society Organisation 10% Uganda Wildlife Organisation 10% Aid Environment (Green future farming Project) -10% WWF10%
Partners	WWF- Funder Kapchorwa Civil Society Organisation - Funder Uganda Wildlife Organisation – Promoter Aid Environment – Funder

Signed by : Dismas Date : 28/10/2022

Name : Sande Dismas

Désignation : District Agricultural Officer

Problem to be addressed: *Land degradation as a result of subsistence farming and over grazing in Mt. Elgon National Park.*

Drivers:

(i) Subsistence farming on the steep slopes of Mt. Elgon causes soil erosion and loss of productivity.

(ii) Uncontrolled grazing in the Mt. Elgon National Park and the surrounding areas causes loss of vegetation cover

Objective to be achieved by BVCs: To improve the productivity of land through organic farming for the restoration of vegetation cover within Mt Elgon landscape

Stakeholder: Bukwo District Local Government

Brief description of Stakeholder: *(give a short description about Bukwo DLG)*

Biodiversity Conservation Commitments (BCCs)/or Biodiversity Voluntary Commitments (BVCs)	
Brief Description of Commitment to assure BCC /BVC is actionable	**BCC/ BVC 4** **Promotion of Organic farming**
Quantification	1000 farmers using bio-pesticides and Organic fertilizers
Baseline	
Actions to be undertaken to achieve the quantified BCC/BVC	Facilitate concoction of bio pesticides and fertilizers from the local plant materials Train farmers on use of Bio slurry from Biogas as manure and insect repellent in coffee Banana production systems Establishment of manure composting pits
Monitoring Measuring and Reporting	Quarterly: Quantity (Litres) of bio pesticide and bio fertilizer prepared, Number of farmers trained on organic farming related technologies, Number composting pits established
Implementation Timeline (in a year) or per year	5years
Responsibility (Focal person)	Mr. Sande Dismas (District Agricultural Officer)
Financial resources Committed (UGX)	UGX 40million per year for five years
Source of funding (optional)	Bukwo DLG, Production and Marketing Grants 60% Kapchorwa Civil Society Organisation 10% Uganda Wildlife Organisation 10% Aid Environment (Green future farming Project) -10% WWF10%
Partners	WWF- Funder Kapchorwa Civil Society Organisation - Funder Uganda Wildlife Organisation – Promoter Aid Environment – Funder

Signed by : Dismas Date : 28/10/2022

Name : Sande Dismas

Désignation : District Agricultural Officer

6.1.3 KAGADI DISTRICT LOCAL GOVERNMENT

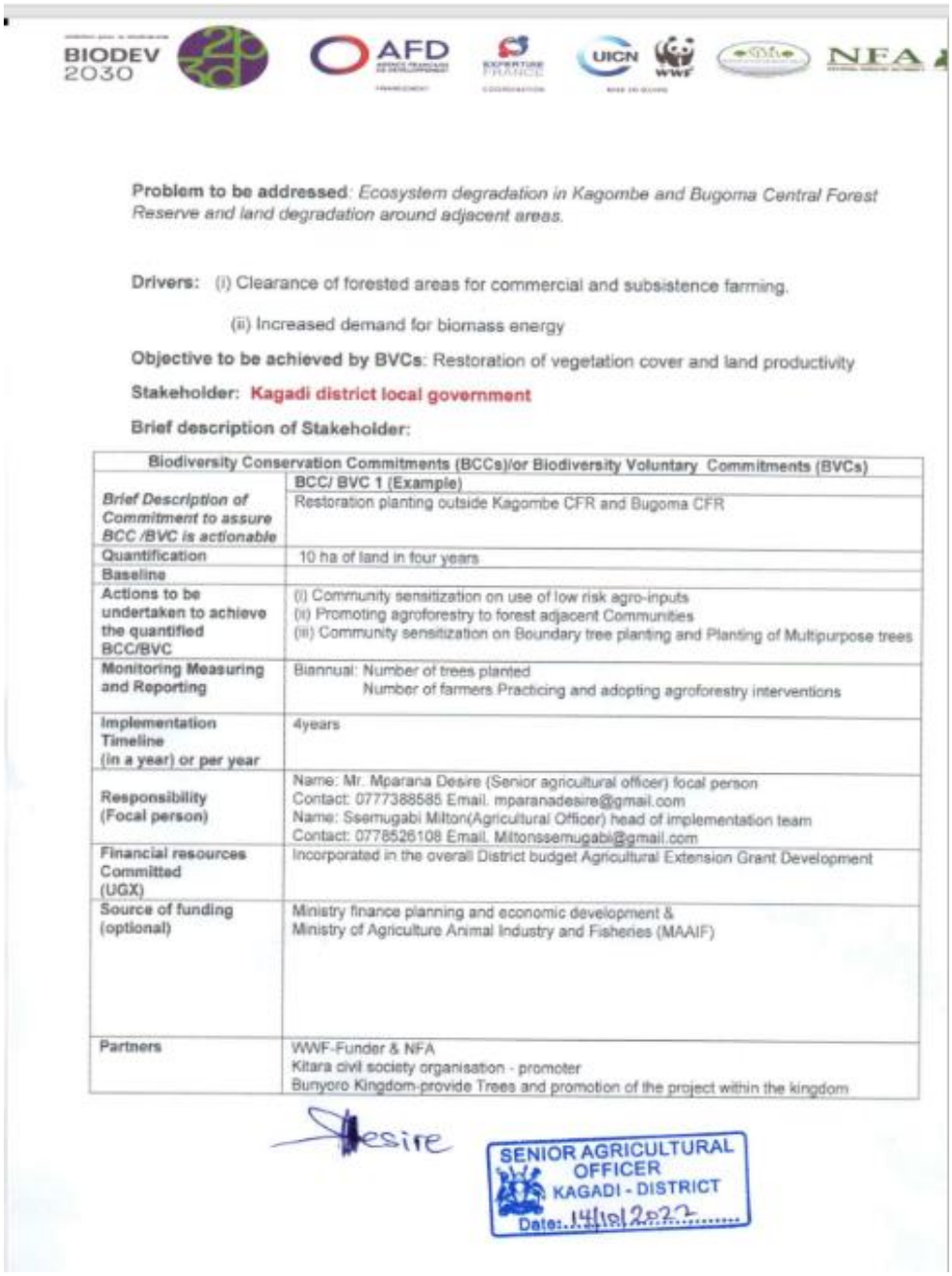

Problem to be addressed: *Ecosystem degradation in Kagombe and Bugoma Central Forest Reserve and land degradation around adjacent areas.*

Drivers: (i) Clearance of forested areas for commercial and subsistence farming.

(ii) Increased demand for biomass energy

Objective to be achieved by BVCs: Restoration of vegetation cover and land productivity

Stakeholder: Kagadi district local government

Brief description of Stakeholder:

Biodiversity Conservation Commitments (BCCs)/or Biodiversity Voluntary Commitments (BVCs)	
	BCC/ BVC 1 (Example)
Brief Description of Commitment to assure BCC /BVC is actionable	Restoration planting outside Kagombe CFR and Bugoma CFR
Quantification	10 ha of land in four years
Baseline	
Actions to be undertaken to achieve the quantified BCC/BVC	(i) Community sensitization on use of low risk agro-inputs (ii) Promoting agroforestry to forest adjacent Communities (iii) Community sensitization on Boundary tree planting and Planting of Multipurpose trees
Monitoring Measuring and Reporting	Biannual: Number of trees planted Number of farmers Practicing and adopting agroforestry interventions
Implementation Timeline (in a year) or per year	4years
Responsibility (Focal person)	Name: Mr. Mparana Desire (Senior agricultural officer) local person Contact: 0777388585 Email. mparanadesire@gmail.com Name: Ssemugabi Milton(Agricultural Officer) head of implementation team Contact: 0778526108 Email. Miltonssemugabi@gmail.com
Financial resources Committed (UGX)	Incorporated in the overall District budget Agricultural Extension Grant Development
Source of funding (optional)	Ministry finance planning and economic development & Ministry of Agriculture Animal Industry and Fisheries (MAAIF)
Partners	WWF-Funder & NFA Kitara civil society organisation - promoter Bunyoro Kingdom-provide Trees and promotion of the project within the kingdom

Desire

SENIOR AGRICULTURAL OFFICER
KAGADI - DISTRICT
Date: 14/10/2022

Problem to Be addressed : Loss of biodiversity due to poor farming practices in and a round Kangombe And Bugoma CFR

Drivers : (i) Increased enrochement on Forest Reserve land for cultivations

(ii) Increased food insecurity due to rapidly growing population due to influx of imigrants

Objective to be achieved by BVCs: Restoration of ecological systems and promoting good farming practices

Stakeholder: Kagadi district local government

Brief description of Stakeholder:

Biodiversity Conservation Commitments (BCCs)/or Biodiversity Voluntary Commitments (BVCs)	
	BCC/ BVC 1 (Example)
Brief Description of Commitment to assure BCC /BVC is actionable	Restoration of ecological systems through promotion of good farming practices
Quantification	20 ha of land in four years
Baseline	
Actions to be undertaken to achieve the quantified BCC/BVC	(i) Community sensitization by production staff on organic farming (ii) Reduce the use of chemical fertilizers to 30% through the use of bio fertilizers (iii) Land use planning(agroforestry)
Monitoring Measuring and Reporting	biannual: Number of farmers practicing organic farming Number of farmers practicing agroforestry and biomas conservation practices
Implementation Timeline (in a year) or per year	4years
Responsibility (Focal person)	Name: Mr. Mparana Desire (Senior agricultural officer) focal person Contact: 0777388585 Email:mparanadesire@gmail.com Name:Ejang Evelyn (district head raising the village)-liaison officer Contact:0782816750 Name: Ssemugabi Milton(Agricultural Officer) head of implementation team Contact: 0778526108 Email; miltonssemugabi@gmail.com Name: ALL extension workers in lower administrative units-implementation team
Financial resources Committed (UGX)	Incorporated in the overall district budget 50% from raising the village and Uganda Rural Development Training (URDT)
Source of funding (optional)	Ministry finance planning and economic development Ministry of Agriculture Animal Industry and Fisheries (MAAIF)
Partners	WWF-Funder Raising the village

Signed by Desire Stump

Mparana Desire Senior Agricultural Officer

SENIOR AGRICULTURAL OFFICER KAGADI - DISTRICT Date: 14/10/2022

6.1.4 KAKUMIRO DISTRICT LOCAL GOVERNMENT

BIODEV 2030 AFD EXPERTISE FRANCE UICN WWF NFA

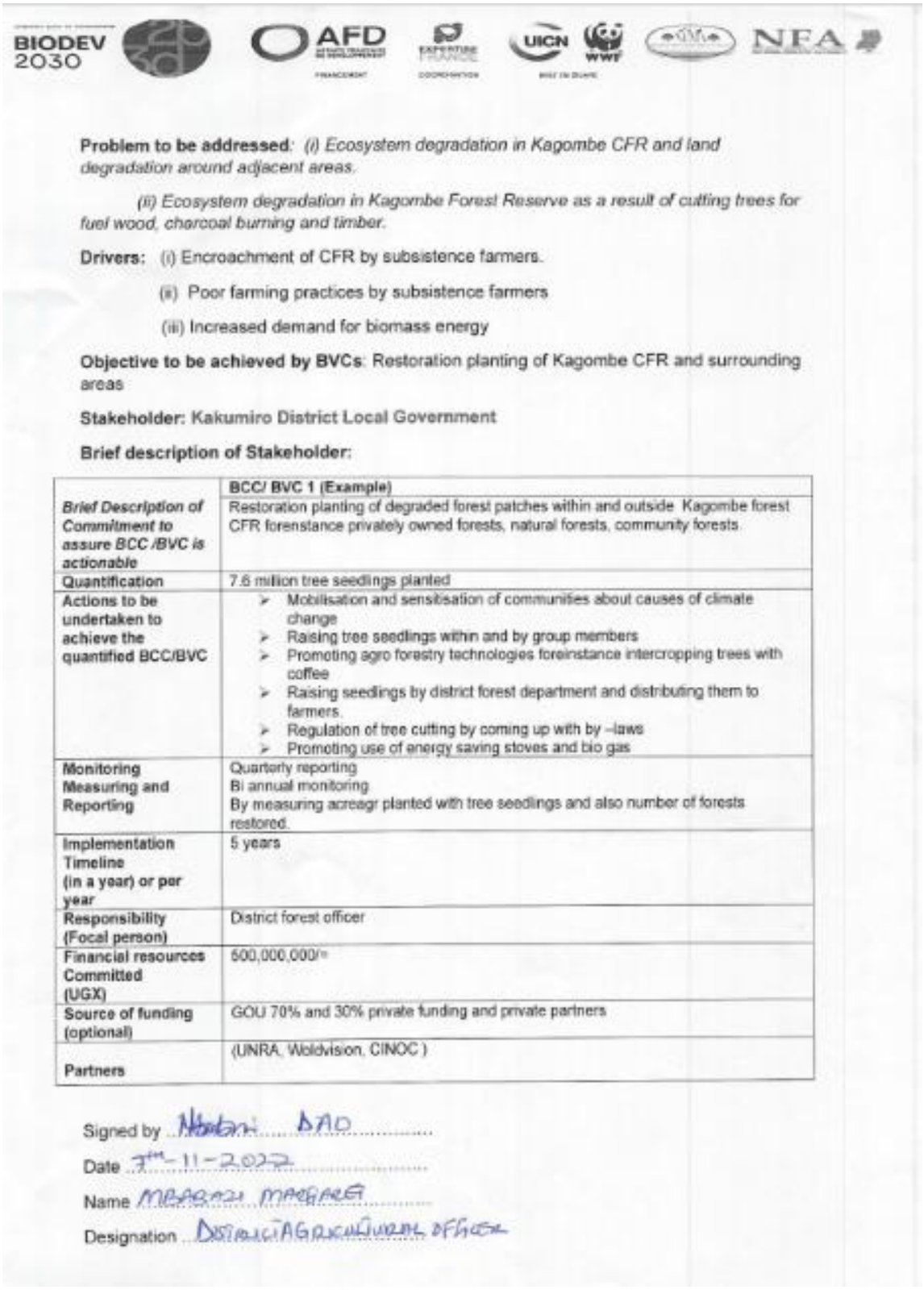

Problem to be addressed: *(i) Ecosystem degradation in Kagombe CFR and land degradation around adjacent areas.*

(ii) Ecosystem degradation in Kagombe Forest Reserve as a result of cutting trees for fuel wood, charcoal burning and timber.

Drivers: (i) Encroachment of CFR by subsistence farmers.

(ii) Poor farming practices by subsistence farmers

(iii) Increased demand for biomass energy

Objective to be achieved by BVCs: Restoration planting of Kagombe CFR and surrounding areas

Stakeholder: Kakumiro District Local Government

Brief description of Stakeholder:

	BCC/ BVC 1 (Example)
Brief Description of Commitment to assure BCC /BVC is actionable	Restoration planting of degraded forest patches within and outside Kagombe forest CFR forenstance privately owned forests, natural forests, community forests.
Quantification	7.6 million tree seedlings planted
Actions to be undertaken to achieve the quantified BCC/BVC	➢ Mobilisation and sensitisation of communities about causes of climate change ➢ Raising tree seedlings within and by group members ➢ Promoting agro forestry technologies foreinstance intercropping trees with coffee ➢ Raising seedlings by district forest department and distributing them to farmers. ➢ Regulation of tree cutting by coming up with by –laws ➢ Promoting use of energy saving stoves and bio gas
Monitoring Measuring and Reporting	Quarterly reporting Bi annual monitoring By measuring acreagr planted with tree seedlings and also number of forests restored.
Implementation Timeline (in a year) or per year	5 years
Responsibility (Focal person)	District forest officer
Financial resources Committed (UGX)	500,000,000/=
Source of funding (optional)	GOU 70% and 30% private funding and private partners
Partners	(UNRA, Woldvision, CINOC)

Signed by ..... DAO .....

Date 7th-11-2022 .....

Name MBABAZI MARGARET .....

Designation DISTRICT AGRICULTURAL OFFICER

6.1.5 Ministry of Agriculture Animal Industry and Fisheries - MAAIF

Problem to be addressed: *Land degradation - Soil erosion as result of commercial farming activities and marram mining on hilly areas of Bughorwe and Nyakiyumbi parishes in Kasese District; Clearing of fragile areas/hilly areas of Nyabikugu parish in Rwampara District, Rubanda and Mt Elgon Districts for agricultural production and land degradation in the cattle corridor*

Drivers: (i) Marram and stone mining for road construction

(ii) Poor farming practices on fragile hilly areas (Resulting in severe erosion)

(iii) Over stocking in the cattle corridor

(iv) Bush burning in the cattle corridor

(v) Hash climatic conditions (prolonged drought, floods, etc)

(vi) Limited pasture improvement practices

(vii) Charcoal burning (deforestation)

Objective to be achieved by BVCs: Restoration of degraded farmlands and other landscapes

Stakeholder: MAAIF

Brief description of Stakeholder: *(provide a short description about MAAIF)*

Biodiversity Conservation Commitments (BCCs)/or Biodiversity Voluntary Commitments (BVCs)	
Brief Description of Commitment to assure BCC /BVC is actionable	**BCC/ BVC** Soil and Water Conservation physical structures in all the districts Agroforestry trees Provision of water for agricultural production
Quantification	• 5 million trees planted and • 50 ha of soil structures constructed for land restored, • 10 ha of pastures restored, • all the 111 DLGs trained, • provision of …..valley tanks and ….water dams, …..charcoal stoves, • enactment/revival of …….bye-laws against charcoal burning
Baseline	
Actions to be undertaken to achieve the quantified BCC/BVC	(i) Training and equipping DLGs with Soil and Water conservation technologies/Sustainable Land Management Practices (for improved service delivery) (ii)Community mobilisation for community action (avail land) (iii)Raising agroforestry tree seedlings and dual-purpose grasses and legumes (iii) On-farm planting (iv) Technical construction of soil bunds (v) Construction of water reservoirs e.g. valley tanks/dams and production wells e.g. Solar powered boreholes (Water harvesting) (vi) Development of farmland and rangeland use plans (vii) Development of catchment management plans (viii) Rangeland rehabilitation and improvement (ix) Scaling planted pasture of improved indigenous varieties (Improved through selection). (x) Providing seasonal advisories on sustainable livestock stocking rates (xi) Livestock breed profile and herd structure
Monitoring Measuring and Reporting	Annually: ✓ Acreage of land/pastures restored (bund construction and agroforestry and dual-purpose grasses coverage)

	✓ Number of valley tanks/dams ✓ Farmland use plans and catchment/watershed management plans. ✓ Annual livestock water/feed inventory and balance
Implementation Timeline (in a year) or per year	5years
Responsibility (Focal person)	MAAIF-DAIMWAP, Directorate of Animal Resources, Directorate of Crop Resources
Financial resources Committed (UGX)	UGX 80 Million per year for five years
Source of funding (optional)	GOU
Partners	FAO, UNDP, World Bank, Ministry of Water and Environment, Bioversity International, Ministry of Lands and Urban Development, Ministry of Energy and Mineral Development

Signed by _____Date_____

Name_____Désignation_____

Problem to be addressed: *Climate Change, Household Income, Food and Nutrition and Biodiversity Conservation*

Drivers: (i) Population pressure on land for agriculture leading to fragmentation

(ii) Deforestation and soil erosion

iii) Lack of long-term alternative source of income in the Cattle corridor districts who heavily rely on annual crops.

iv) Food and nutrition insecurity

Objective to be achieved by BVCs: Improved environmental Protection, increased household income, improved Food and Nutrition security and Biodiversity conservation.

Stakeholder: Ministry of Agriculture, Animal Industry and Fisheries (MAAIF), Department of Crop Production

Brief description of Stakeholder:

Biodiversity Conservation Commitments (BCCs)/or Biodiversity Voluntary Commitments (BVCs)	
Brief Description of Commitment to assure BCC /BVC is actionable	**BCC/ BVC 1 (Example)** **Development of a Sustainable Cashew nut Value Chain Project**
Quantification	Target: 10 million Cashew nut trees planted in 5 years in 65 Cattle Corridor Districts of Uganda
Baseline	
Actions to be undertaken to achieve the quantified BCC/BVC	(i) Raising Cashew nut seedlings by private nursery operators (ii) Training of beneficiary farmers in Cattle Corridor districts of Uganda (iii) Establishment of Cashew nut plantations by beneficiary farmers. (iv) On farm training on Good Agronomic Practices and maintenance of Cashew nut plantations
Monitoring Measuring and Reporting	Quarterly, semi-annual and annual
Implementation Timeline (in a year) or per year	5years
Responsibility (Focal person)	Mr. Kizito Odongo Senior Agricultural Officer/Cashew Desk
Financial resources Committed (UGX)	UGX 2billion per year but the committed allocation is below target to meet the target of planting 10million seedlings in 5 years. However, currently there is a drastic reduction of development funding to support expansion of Cashew nut tree stands to meet the above mention target.
Source of funding (optional)	GoU (100%)
Partners	District Local Government Private Sector e.g Uganda Cashew nut and Trees Limited (UCTL)

Signed by _____Date_____

Name_____Désignation_____

6.1.6 MBALE DISTRICT LOCAL GOVERNMENT

Problem to be addressed: *Land degradation as a result of subsistence farming and over grazing in Mt. Elgon*

Drivers: (i) Subsistence farming on the steep slopes of Mt. Elgon causes soil erosion and loss of productivity

(ii) Grazing in the protected areas causes loss of vegetation

Objective to be achieved by BVCs: Restoration of vegetation cover and land productivity

Stakeholder: MBALE DISTRICT LOCAL GOVERNMENT

Brief description of Stakeholder: *Mbale is one of the Districts in the Eastern region in Uganda with an estimated population of 441,300 at a growth rate of 2.5% and land area of 518.8 square kilometres. It is bordered by Sironko district in the north, Bududa district in the North East, Manafa district in the South, Butaleja district in the south west and Budaka district in the west. The main economic activity is agriculture, major crops grown include Arabica Coffee, horticulture, beans, maize and banana. Due to population increase, poor farming methods, encroachment on wetland, river buffer zones has impacted negatively on the land. Soil is erosion is high. Floods and mud slides are common.*

Biodiversity Conservation Commitments (BCCs)/or Biodiversity Voluntary Commitments (BVCs)	
Brief Description of Commitment to assure BCC /BVC is actionable	**BCC/ BVC 2** **Land use planning to ensure that a family caters for the various needs such as food and fire wood**
Quantification	400 households implementing the Land Use Plans
Baseline	Land use plans were developed during the implementation of ILM (integrated Land Scape Management Project in the Sub Counties of Wanale and Nyondo. However, the community members have not implemented them
Actions to be undertaken to achieve the quantified BCC/BVC	Sensitization on the importance of land use plans Implementation of land use plans developed Wanale and Nyondo Sub Counties
Monitoring Measuring and Reporting	Quarterly monitoring number of households with land use plans. Number of households implementing the Land Use Plans
Implementation Timeline (in a year) or per year	Continuous
Responsibility (Focal person)	Ms. Nabirye Rose (District Agricultural Officer)
Financial resources Committed (UGX)	10m
Source of funding (optional)	Mbale DLG
Partners	MAAIF

BIODEV 2030
AFD
EXPERTISE FRANCE
UICN
WWF
NFA
Extension Officers are to integrate the actions in their plans
Signed by
Name : NABIRYE ROSE
Date 14. 11
Désignation : DISTRICT AGRICULTURAL OFFICER
DISTRICT AGRICULTURAL OFFICE
14 NOV 2022
P.O.BOX 931, MBALE

Problem to be addressed: *Land degradation as a result of subsistence farming and over grazing in Mt. Elgon*

Drivers: (i) Subsistence farming on the steep slopes of Mt. Elgon causes soil erosion and loss of productivity

(ii) Grazing in the protected areas causes loss of vegetation

Objective to be achieved by BVCs: Restoration of vegetation cover and land productivity

To contribute to the restoration of the vegetation cover and land productivity of Mt. Elgon ecosystem through integrated land management

Stakeholder: MBALE DISTRICT LOCAL GOVERNMENT

Brief description of Stakeholder: *Mbale is one of the Districts in the Eastern region in Uganda with an estimated population of 441,300 at a growth rate of 2.5% and land area of 518.8 square kilometres. It is bordered by Sironko district in the north, Bududa district in the North East, Manafa district in the South, Butaleja district in the south west and Budaka district in the west. The main economic activity is agriculture, major crops grown include Arabica Coffee, horticulture, beans, maize and banana. Due to population increase, poor farming methods, encroachment on wetland, river buffer zones has impacted negatively on the land. Soil is erosion is high. Floods and mud slides are common.*

Biodiversity Conservation Commitments (BCCs)/or Biodiversity Voluntary Commitments (BVCs)	
Brief Description of Commitment to assure BCC /BVC is actionable	**BCC/ BVC 1** **Interventions to promote integrated land management for the conservation of the Mt. Elgon ecosystem**
Quantification	200 ha of land
Baseline	Sensitisation on environment conservation is ongoing by Natural Resources Department however the department has limited human resource. About 3500km of contour bands are in place due to support from ILM Project, NUSAF3. Bye laws on conservation are place however there is limited enforcement. There is limited access to indigenous tree seedlings
Actions to be undertaken to achieve the quantified BCC/BVC	(i) Soil and water conservation (soil bands (ii) Planting grass in the compound (iii) Planting trees under agroforestry system, e.g., boundary planting (iv) Planting of indigenous trees (v) Enforcement of formulated by laws on conservation (vi) Sensitizations environment conservation (vii) Restoration and management of banks of rivers and streams, including planting grass and bamboo along the river bank
Monitoring Measuring and Reporting	• Monthly farmer-farmer monitoring of the implementation of activities in a participatory manner. • Quarterly monitoring through the sub-country extension service arrangement • Annually by DEO • Indicators to be monitored: o Number of households using improved farming practices / technologies o Household income derived from agricultural activities o forest cover o Length of rivers and streams with banks restored Cleanliness ("mud-less-ness") of water flowing in rivers, streams

Implementation Timeline (in a year) or per year	During the wet season for field activities (March- May and Sept -Nov). The commitment will last 5 years.
Responsibility (Focal person)	Ms. Nakayenze Ann (Senior Environment Officer)
Financial resources Committed (UGX)	50M
Source of funding (optional)	-
Partners	IUCN Mt. Elgon Tree Growers Enterprise (METGE)- tree planting Trees for the Future- agroforestry Eco- Trust – planting trees for carbon sequestration

Signed by : _____ Date 13.11.2022

DISTRICT AGRICULTURAL OFFICER MBALE 14 NOV 2022 P.O.BOX 931, MBALE

Name : NABIRYE ROSE

Désignation : DISTRICT AGRICULTURAL OFFICER

6.1.7 MASINDI DISTRICT LOCAL GOVERNMENT

Problem to be addressed: *Land degradation as a result of both commercial and subsistence farming activities in Masindi, Bunyoro Region*

Drivers: (i) poor farming practices

(ii) Population influx from within and outside the district

Objective to be achieved by BVCs: restore land productivity in Masindi

Stakeholder: Masindi District Local Government,

Brief description of Stakeholder:

Biodiversity Conservation Commitments (BCCs)/or Biodiversity Voluntary Commitments (BVCs)	
	BCC/ BVC 1 (Example)
Brief Description of Commitment to assure BCC /BVC is actionable	Promote Sustainable Land Management (SLM) in the farming communities of Masindi district.
Quantification	50,000 farming households
Baseline	
Actions to be undertaken to achieve the quantified BCC/BVC	(i) Create awareness, mobilisation and sensitisation of farmers (ii) Put up Demos on SLM Technologies (iii) Conduct farmer field visits. (iv) Conduct On-farm and off-farm trainings (v) Procure and Distribute agroforestry tree seedling species. (vi) Link farmers to research institutions
Monitoring Measuring and Reporting	• Quarterly reporting • Quarterly Monitoring • Number of farmers who have adopted SLM practices,
Implementation Timeline (in a year) or per year	5 years
Responsibility (Focal person)	District Agricultural Officer
Financial resources Committed (UGX)	UGX 600 million for five years
Source of funding (optional)	GoU-70%, WWF- 10 %, Farmer Organisations-20%
Partners	

DISTRICT AGRICULTURAL OFFICER
MASINDI

Signed by _____ Date 1st-NOV. 2022

Name Byamhanga Job

Designation District Agricultural Officer.

6.1.8 Munga Adventures Company

Problem to be addressed: *Climate Change, Household Income, Food and Nutrition and Biodiversity Conservation*

Drivers:

(i) Population pressure on land for agriculture leading to fragmentation

(ii) Deforestation and soil erosion.

(iii) Lack of long-term alternative source of income in 5 districts of Uganda, namely; Masindi, Kibaale, Butaleja, Kisoro and Wakiso, where people heavily rely on annual crops.

(iv) Food and nutrition insecurity.

Objective to be achieved by BVCs: Improved environmental Protection, increased household income, improved Food and Nutrition security and Biodiversity conservation.

Stakeholder: Munga Adventures Company

Brief description of Stakeholder:

Biodiversity Conservation Commitments (BCCs)/or Biodiversity Voluntary Commitments (BVCs)	
Brief Description of Commitment to assure BCC /BVC is actionable	**BCC/ BVC 1** **Development of a Sustainable Alternative Medicinal Plant Value Chain Project With focus on the 3 varieties of cinnamon, bayleaf and neem trees.**
Quantification	Target: To plant at least a total of 15,000 trees broken down as follows: - **BAYLEAF – 500 trees (100 per year for 5 years).** - **NEEM - 4,500 trees (900 per year for 5 years).** - **CINNAMON – 10,000 trees (2,000 per year for 5 years).** **BAYLEAF tree seedlings 60,000 each x500 units = 30,000,000/=** **NEEM tree seedlings 5,000 each x4,500 units = 22,500,000/=** **CINNAMON tree seedlings 10,000 each x10,000 units =100,000,000/=** Making a total investment of **152,500,000/= Uganda shillings** only over the 5 years.
Baseline	
Actions to be undertaken to achieve the quantified BCC/BVC	(v) Raising unique seedlings for these 3 alternative medicinal plants (Cinnamon, bayleaf and neem trees) by the private nursery operators. (vi) Training of beneficiary farmers in 5 districts of Uganda (Masindi, Kibaale, Kisoro, Butaleja and Wakiso). (vii) Establishment of unique plantations for these 3 alternative medicinal plants (Cinnamon, bayleaf and neem trees) by the beneficiary farmers. (viii) On- plantation training on Good Agronomic Practices and maintenance of unique plantations for these 3 alternative medicinal plants (Cinnamon, bayleaf and neem trees). (ix) Progressive training for sustainability and post-harvest handling of products for maximum benefits.
Monitoring Measuring and Reporting	Quarterly, semi-annually and annually.
Implementation Timeline (in a year) or per year	5 years.
Responsibility (Focal person)	**DORA NGABO, CHEIF EXECUTIVE OFFICER, MUNGA ADVENTURES COMPANY**.

Financial resources Committed (UGX)	**UGX 30,500,000/- (Thirty million five hundred thousand shillings) per year**. Farmers are encouraged to have some starting capital for the beginning stages as funds become available for expansion of the plantations. However, currently there is very little support for development funding to support expansion of these 3 alternative medicinal plants and trees. For now, there is a great potential for them commercially.
Source of funding (optional)	Own source of funding.
Partners	Private Sector, individual farmers.

Signed by: Dora Ngabo. Date : 14/11/2022.

Name: DORA NGABO.

Désignation : **CHEIF EXECUTIVE OFFICER, MUNGA ADVENTURES COMPANY**.

6.1.9 MWE-Forest Sector Support Department

Problem to be addressed: *Land and forest degradation in districts of western and north western Uganda*

Drivers:

(i) Cutting of trees to meet household needs for fuelwood, poles, timber and other needs
(ii) Clearance of forested areas for agricultural production.

Objective to be achieved by BVCs:

(i) to support forest restoration through establishment of agroforestry systems on household plots,
(ii) to support sustainable forest management and landscape resilience on private and customary land

Stakeholder: MINISTRY OF WATER AND ENVIRONMENT (FSSD)

Brief description of Stakeholder:

Biodiversity Conservation Commitments (BCCs)/or Biodiversity Voluntary Commitments (BVCs)	
Brief Description of Commitment to assure BCC /BVC is actionable	**BCC/ BVC 1**
	Promotion of intensive mixed use agroforestry systems on household plots in 18 districts of Western and North Western Uganda (Adjumani, Amuru, Arua, Hoima, Kagadi, Kakumiro, Kamwenge, Kibaale, Kikuube, Kiryandongo, Koboko, Kyegegwa, Lamwo, Madi Okollo, Moyo, Obongi, Terego and Yumbe)
Quantification	17,550 ha under Agroforestry. 9 percent of rural households (HHs) within those districts with a target of 0.2 ha per HH. This is an estimated 87,782 HHs
Baseline	
Actions to be undertaken to achieve the quantified BCC/BVC	(i) identify interested households, raise awareness, and provide training in agroforestry techniques (ii) identify context-appropriate species of multipurpose trees and shrubs for mixed-use agroforestry system (iii) extend the existing network of tree nurseries for agroforestry species and design a strategy for disseminating seedlings.
Monitoring Measuring and Reporting	Annually: number of ha under agroforestry.
Implementation Timeline (in a year) or per year	5years
Responsibility (Focal person)	Ag. Assistant Commissioner-Policy and Planning.
Financial resources Committed (UGX)	*US$44 million equivalent*
Source of funding (optional)	IDA Grant 13.6% IDA RSW 86.4%
Partners	District Local Governments,

Signed by _____Date_____

Name_____

Designation_____

Problem to be addressed: *Land and forest degradation as result of commercial farming activities outside protected areas*

Drivers:

(iii) Cutting of trees to meet household needs for fuelwood, poles, timber and other needs
(iv) Clearance of forested areas for agricultural production.

Objective to be achieved by BVCs:

(iii) to support restoration of community forests
(iv) to support sustainable forest management and landscape resilience on private and customary land

Restoration of vegetation cover and land productivity

Stakeholder: MINISTRY OF WATER AND ENVIRONMENT (FSSD)

Brief description of Stakeholder:

Biodiversity Conservation Commitments (BCCs)/or Biodiversity Voluntary Commitments (BVCs)	
Brief Description of Commitment to assure BCC /BVC is actionable	**BCC/ BVC 2** Support registration and management of community forests (Kiryandongo, Hoima and Kikuube)
Quantification	15 community forests averaging 250Ha
Baseline	
Actions to be undertaken to achieve the quantified BCC/BVC	(i) Raising wider awareness of the community forestry model; (ii) identifying priority areas; (iii) supporting resource assessment, management planning, gazettement, and demarcation; (iv) supporting institutional development (building on existing clan and elder structures where possible), providing training, and developing financial sustainability plans; and (v) providing inputs to assist in the restoration, protection, and sustainable management of these forests
Monitoring Measuring and Reporting	Annually: number of ha under agroforestry.
Implementation Timeline (in a year) or per year	5years
Responsibility (Focal person)	Ag. Assistant Commissioner-Policy and Planning.
Financial resources Committed (UGX)	*US$44 million equivalent*
Source of funding (optional)	IDA Grant 13.6% IDA RSW 86.4%
Partners	District Local Governments,

Signed by _____Date_____

Name_____Désignation_____

6.1.10 National Forestry Resources Research Institute - NAFORRI

Project 2: Co-developing agro-ecological options for food-environmental nexus in watersheds of eastern Uganda

Problems to be addressed: (i) The high incidence of landslides in the eastern highlands of Uganda due to deforestation and poor farming practices, (ii) low adoption of sustainable land management options by the communities, (iii) limited understanding of how regulations can be used to sustainably manage watersheds

Drivers:

i. Increased demand for agricultural land due to the high population growth rate,

ii. Poor farming practices which are both intensive and extensive,

iii. Low enforcement of natural resource management regulations in Uganda

Objectives to be achieved by the BVC: (i) Farmers will appreciate the significance of working together at catchment level to reduce soil and water management activities in the catchment; (ii) Local governments are able to integrate catchments activities into their local government plans and allocate resources for watershed management activities; (iii) Nurseries are able to provide adequate and timely supply of priority seedlings for farmers to plant; (iv) Local governments will also facilitate the process of formulating regulations to ensure compliance with community-level implementation of agro-ecological practices.

Stakeholder: National Forestry Resources Research Institute (NaFORRI)

Brief description of Stakeholder:

NaFORRI is one of the 16 research institutes under National Agricultural Research Organisation, whose mandate is to conduct research in all aspects of forestry and tree resources. Our mission is to generate and disseminate appropriate technologies on forests and tree resources for increased productivity, conservation of biodiversity and enhanced environment.

Biodiversity Conservation Commitments (BCCs)/or Biodiversity Voluntary Commitments (BVCs)	
	BCC/ BVC 2
Brief Description of Commitment to assure BCC /BVC is actionable	***Co-developing agro-ecological options for food-environmental nexus in watersheds of eastern Uganda***
Quantification	• Establish demonstration sites for three agroecological watershed management interventions, i.e., Riverbank stabilization, soil erosion control, water source protection in the Upper Manafwa sub-catchment area.
Baseline	•
Actions to be undertaken to achieve the quantified BCC/BVC	• Meetings with key stakeholders in the study watershed • Establishing and strengthening Innovation Platforms as part of the framework for catchment planning. • Establish demonstration sites of at least three agroecological watershed management interventions. • Mobilizing relevant stakeholders to identify necessary regulatory

Biodiversity Conservation Commitments (BCCs)/or Biodiversity Voluntary Commitments (BVCs)	
	actions at watershed level, • Develop and disseminate a communication strategy to sensitization stakeholders' regulations
Monitoring **Measuring and** Reporting	Annually: Number of HH and communities adopting the agroecological interventions.
Implementation Timeline (in a year) or per year	Throughout the year for the next two years.
Responsibility (Focal person)	Dr. Hillary Agaba, Dr. Bernard Fungo
Financial **resources Committed (UGX)**	250,000 Australian dollars
Source of funding (optional)	McKnight Foundation
Partners	ICRAF, Local government, Farmer leaders, Private Sector

Signed by _____ Date 25-Oct-2022

Name Moreen Uwimbabazi

Désignation Ag. Director NaFORRI

Project 3: Robusta coffee agroforestry to adapt and mitigate climate change in Uganda

Problems to be addressed: (i) unsustainable farming practises in coffee farms, (ii) increased vulnerability of coffee to disease and drought, (iii) low production of coffee by smallholder farmers due to climate change

Drivers:

i. Increased demand for agricultural land due to the high population growth rate,

ii. Poor farming practices which are both intensive and extensive,

iii. Climate change

Objectives to be achieved by the BVC:

(i) Improve farm productivity;

(ii) Improve uptake and adoption of sustainable land management practises.

Stakeholder: National Forestry Resources Research Institute (NaFORRI)

Brief description of Stakeholder:

NaFORRI is one of the 16 research institutes under National Agricultural Research Organisation, whose mandate is to conduct research in all aspects of forestry and tree resources. Our mission is to generate and disseminate appropriate technologies on forests and tree resources for increased productivity, conservation of biodiversity and enhanced environment.

Biodiversity Conservation Commitments (BCCs)/or Biodiversity Voluntary Commitments (BVCs)	
	BCC/ BVC3
Brief Description of Commitment to assure BCC /BVC is actionable	***Robusta coffee agroforestry to adapt and mitigate climate change in Uganda***
Quantification	• Generate one info hub on agronomic practises of coffee-agroforestry systems • Establish one coffee-agroforestry trial with new fast growing tree species. • Establish 10 tree nurseries in different coffee growing zones. • Four PhD students and 2 MSc. students
Baseline	•
Actions to be undertaken to achieve the quantified BCC/BVC	• Literature review • Field survey to establish the different agroforestry practices in coffee systems, • Conduct studies on soil health, drought tolerance, pest and disease resistance, • Development of web-based platform, • Develop mobile based applications, • Develop farmer hub and action plan, • Farmer training (certification, organic farming, agroforestry,

Biodiversity Conservation Commitments (BCCs)/or Biodiversity Voluntary Commitments (BVCs)	
	governance), • Identification and selection of PhD and MSc. Students
Monitoring Measuring and Reporting	Annually: Number of reports produced, Number of progress reports from students, Number of tree seedlings produced, Number of tree nurseries established.
Implementation Timeline (in a year) or per year	Throughout the year for the next four years.
Responsibility (Focal person)	Dr. Hillary Agaba
Financial resources Committed (UGX)	€4,429, 116.33 Euros
Source of funding (optional)	European Union
Partners	Makerere University, National Coffee Research Institute, Centre de coopération internationale en recherche (CIRAD), Uganda Coffee Farmers Alliance, Institut de recherche pour le développement (IRD)

Signed by _____ Date 25-Oct-2022

Name Morean Uwimbabazi

Designation Ag. Director NaFORRI

6.1.11 NEMA – The National Environment Management Authority

Problem to be addressed*:*

Increasing biodiversity degradation within the key fragile ecosystems (forests, wetlands, riverbanks, lakeshores, rangelands, hilly and mountainous areas)

Drivers:

(i) Weak enforcement of the existing legislation on the environment and biodiversity due to low management capacity (staffing, skills and equipment);

(ii) Public apathy and limited appreciation of the values of ecosystems (biodiversity);

(iii) Lack of regulations to enforce the relevant sections of certain sections of the National Environment Act such as expressed penalties for environmental degraders; biodiversity loss, evasive alien species, and sound management and use of chemicals;

(iv) Inadequate real-time data for monitoring the state of biodiversity for effective enforcement and decision making;

Outcome of the BCC:

Improved environmental monitoring and compliance for enhanced biodiversity integrity.

Stakeholder: NEMA

Brief description of Stakeholder: NEMA is the principal agency for regulating, monitoring, supervision and coordinating all activities relating to the environment in Uganda.

Biodiversity Conservation Commitments (BCCs)/or Biodiversity Voluntary Commitments (BVCs)				
	BCC/ BVC1	**BCC/ BVC 2**	**BCC/ BVC3**	**BCC/ BVC 4**
Brief Description of Commitment to assure BCC /BVC is actionable	Development of regulations and standards on sound management of chemicals to control pollution (soil, water and air(and degradation of biodiversity in Uganda	Development of guidelines for payment for ecosystem services (PES) to promote values of biodiversity for effective conservation	Enhancing environmental monitoring and enforcement for improved biodiversity integrity	Improvement in access to real-time environmental data and information for effective monitoring, enforcement and decision making.
Quantification	I set of regulations and standards developed.	1 set of regulations developed	300 Environment Inspectors (EIs) gazetted, trained and tooled/equipped (with basic equipment like cameras, GPSs and PPEs) across ministries, agencies and local governments	The required sets of environmental monitoring equipment for water, air and soil quality, and the state of biodiversity acquired
Actions to be undertaken to achieve the quantified BCC/BVC	Stakeholders' consultations and drafting of the regulations and standards	Stakeholders' consultations and drafting of the PES guidelines	Identification/selection, gazettement, training and equipping/tooling of EIs	Institutional needs assessment, identification and procurement of equipment

Monitoring Measuring and Reporting	Annually – Regulations and standards developed within 1 year	Annually- Guidelines developed within 1 year	Annually- 300 EIs within 2 years	Annually- within 2 years
Implementation Timeline (in a year) or per year	FY2023/24	FY2023/24	FY2023/24-FY2024/25	FY2023/24-FY2024/25
Responsibility (Focal person)	ED NEMA	ED NEMA	ED NEMA	ED NEMA
Financial resources Committed (UGX)	UGX40,000,000	UGX 60,000,000	UGX500,000,000	UGX1,000,000,000
Source of funding (optional)	Government of Uganda (GoU)	GoU and Development Partners	GoU and Development Partners	GoU and Development Partners
Partners	Ministries, Agencies, Local Governments, CSOs and the Private Sector	Ministries, Agencies, Local Governments, Donors, CSOs and the Private Sector	Ministries, Agencies, Local Governments and Donors,	GoU and Development Partners

Signed by _____Date_____

Name_____Désignation_____

6.1.12 Nile Breweries Limited

Problem: **Our operational site is close to Lake Victoria, a wetland designated as having biodiversity value under the Ramsar Convention**

Drivers: (i) Poor quality wastewater may contaminate the lake
(ii) Unsustainable use of the water may harm the lake ecosystem

Outcome of BVCs: Net-zero impact on the biodiversity of Lake Victoria

Stakeholder: Nile Breweries Limited

Biodiversity Conservation Commitments (BCCs)/or Biodiversity Voluntary Commitments (BVCs)	
Brief Description of Commitment to assure BCC /BVC is actionable	BCC/ BVC 1 (Example) ***Implementing technologies that improve water efficiency and the quality of wastewater from our operations***
Quantification	• Reduction of water used in production by 35% per litre of beer produced • Utilising our Effluent Water Treatment Plant to ensure that 100% of the water from our operations goes back to the lake cleaner than extracted
Baseline	Current water efficiency baseline of 3.0 Litre / Litre
Actions to be undertaken to achieve the quantified BCC/BVC	i) Promotion of water efficiency in operations ii) Infrastructure upgrade to recover and waste water for non-product contact services iii) Improving access to water and sanitation in society
Monitoring Measuring and Reporting	• Amount of water saved per litre of beer produced • Amount of water access in water-stressed communities in meters cubed • Number of beneficiaries of water and sanitation in society
Implementation Timeline (in a year) or per year	Up until 2030, tracking annually and implementation throughout the year
Responsibility (Focal person)	Mr. Ronaldley Miti (Project Manager)
Financial resources Committed (UGX)	UGX 400,000,000
Source of funding (optional)	• Internal budget allocation and partnerships
Partners	• Ministry of Water and Environment • District local government in water-stressed areas in Uganda



Signed by _____ Date 21/11/2022

Name Miti Ronaldo

Désignation Environment & Sustainability Manager

6.1.13 UGANDA NATIONAL FARMERS FEDERATION - UNFFE

Problem to be addressed: *Land and forest degradation as result of commercial farming activities outside Kagombe, Bugoma and Budongo Forest Reserves in Bunyoro Region*

Drivers:

a) Clearance of forested areas for sugar cane growing.

b) Need for increased sugarcane production

c) Lack of land use planning.

d) Ignorance of farmers on the dangers of forest degradation.

Objective to be achieved by BVCs:

- To minimise land cover loss and restoration of lost vegetation cover
- To restore degraded land scape and land productivity

Stakeholder: Uganda National Farmers' Federation (UNFFE)

Brief description of UNFFE:

Uganda National Farmers' Federation is currently the largest Farmers Organization in the country, established in 1992 under the auspices of MAAIF. UNFFE stands out as an apex body with a core of mandate of mobilizing, organizing, empowering and coordinating farmers through all those years. Through a membership of 146 organizations including main stream District Farmer Associations, (DFAs) and commodity specific associations and other agro-related organizations & businesses, UNFFE serves over 3 million farmers across Uganda and has worked together with many partners including government of Uganda, development partners and private sector to implement many farmer- transforming programs that have left a strong impact in the farming communities across the country. We put our primary focus on the grass root farmers and this makes UNFFE a grass root organization.

UNFFE's strategic direction under Strategic plan 2018-2022, Strategic objective 5 emphasises mainstreaming Gender, Health and HIV/AIDS, Youths, PWDs, Climate Change, and Natural Resource Management in all programmes and activities of the Federation.

Vision: Empowered farmers for sustainable development.

Mission: To organize, advocate for favorable policies and transform farmers into prosperous communities.

Biodiversity Conservation Commitments (BCCs) /or Biodiversity Voluntary Commitments (BVCs)	
Brief Description of Commitment to assure BCC /BVC is actionable	**BCC/ BVC 11** ***Intervention to building the capacity of farmers in understanding the role in environmental conservation.***
	Restoration planting outside Kagombe CFR,Bugoma CFR, and Budongo CFR
Quantification	Number of farmers trained in environmental conservation. Number of Demonstration plots on good practices of environmental conservation.
Baseline	Some work already done through the member organizations on addition to the effort of UNFFE's collaboration with BKK. A sizeable number of farmers have been trained on environmental conservation.
Actions to be undertaken to achieve the quantified BCC/BVC	-Training farmers in environmental conservation and FMNR. -Organise exposure visits for farmers to the good environment practices. - Establishment of demonstration plots on good environmental Management practices.
Monitoring Measuring and Reporting	Bi Annually
Implementation Timeline (in a year) or per year	5years
Responsibility (Focal person)	Perez Kawumi: Deputy CEO and Director Training and Agric. Advisory Services. Email: p_kawumi@yahoo.com 0772 625465
Financial resources Committed (UGX)	20M per year for 5 years making it 100M.
Source of funding (optional)	
Partners	DLG Environment Officers – Forestry extension BKK mobilise local leaders/ Kingdom County Counsellors FMNR Network- Support in training on FMNR/land scape restoration Kibale/Kagadi DFA Masindi DFA Kyenjojo DFA Hoima DFA

Signed by Perez Kawumi DCEO Date 28/10/2022

Name: Katungisa Kenneth

Designation: Chief Executive Officer.

BIODEV 2030 AFD EXPERTISE FRANCE UICN WWF NFA

Biodiversity Conservation Commitments (BCCs) /or Biodiversity Voluntary Commitments (BVCs)	
Brief Description of Commitment to assure BCC /BVC is actionable	**BCC/ BVC IV** ***Intervention on Farmer Capacity assessment and sustainability planning of environmental management programme.*** Restoration planting outside Kagombe CFR,Bugoma CFR, and Budongo CFR
Quantification	Number of farmers ready for the initiative. Number of acres available for planting and regenerating. Fact Sheet about the farmer engagement in environment Management
Baseline	Some work already started in UNFFE's partnership with BKK.
Actions to be undertaken to achieve the quantified BCC/BVC	Mapping and Conducting assessment of the farmers and farmers' groups on the capacity to plant trees/regenerate trees Identifying and securing community land possible for tree regeneration and planting initiatives. Securing possible demonstration sites
Monitoring Measuring and Reporting	Bi Annually
Implementation Timeline (in a year) or per year	5years
Responsibility (Focal person)	Perez Kawumi: Deputy CEO and Director Training and Agric. Advisory Services. Email: p_kawumi@yahoo.com 0772 625465
Financial resources Committed (UGX)	20,000,000
Source of funding (optional)	
Partners	DLG Environment Officers BKK FMNR Network Kibale/Kagadi DFA Masindi DFA Kyenjojo DFA Hoima DFA

Signed by Perez Kawumi DCEO Date 28/10/2022

Name: Katungisa Kenneth

Designation: Chief Executive Officer

Problem to be addressed: Land degradation in Mt. Elgon

Drivers:

(i) Subsistence farming on the steep slopes of Mt. Elgon causes soil erosion and loss of productivity.

(ii)Grazing in the protected area causes loss of vegetation cover

Objective to be achieved by BVCs: Restoration of vegetation cover and land productivity

Stakeholder: Uganda National Farmers' Federation (UNFFE)

Brief description of UNFFE:

Uganda National Farmers' Federation is currently the largest Farmers Organization in the country, established in 1992 under the auspices of MAAIF. UNFFE stands out as an apex body with a core of mandate of mobilizing, organizing, empowering and coordinating farmers through all those years. Through a membership of 146 organizations including main stream District Farmer Associations, (DFAs) and commodity specific associations and other agro-related organizations & businesses, UNFFE serves over 3 million farmers across Uganda and has worked together with many partners including government of Uganda, development partners and private sector to implement many farmer-transforming programs that have left a strong impact in the farming communities across the country. We put our primary focus on the grass root farmers and this makes UNFFE a grass root organization.

UNFFE's strategic direction under Strategic plan 2018-2022, Strategic objective 5 emphasises mainstreaming Gender, Health and HIV/AIDS, Youths, PWDs, Climate Change, and Natural Resource Management in all programmes and activities of the Federation.

Vision: Empowered farmers for sustainable development.

Mission: To organize, advocate for favourable policies and transform farmers into prosperous communities.

Biodiversity Conservation Commitments (BCCs) /or Biodiversity Voluntary Commitments (BVCs)	
Brief Description of Commitment to assure BCC /BVC is actionable	**BCC/ BVC 1** Interventions to promote integrated land management for the conservation of the Mount Elgon ecosystem
Quantification	40 ha of land practicing integrated land management at least 500 house-holds per association trained on integrated land management practices and practicing.
Baseline	UNFFE has member organizations in the Mt. Elgon sub-region including Kween DFA, Bududa DFA, Kapchorwa DFA, Sironko DFA, Bukwo DFA, Mbale DFA, Manafwa and Bulambuli districts. These institutions have been training farmers on integrated land management practices however, a little support is needed for each institution to train more people and to follow up with the implementation of the practices at house hold levels.
Actions to be undertaken to achieve the quantified BCC/BVC	(i)Soil conservation and water management practices like terracing practiced by each member (ii)Reduced cattle herds by each member (iii) Grass planting in the compounds

	(iv) Boundary tree planting (v) Training farmers in Good Agricultural Practices (GAPs)-like minimum tillage, mulching, alternative sources of animal feeds and others.
Monitoring Measuring and Reporting	Bi-annual. Consideration on the number of trainings and number of farmers trained, and the number of soil conservation and water management practices put in place by each farmer.
Implementation Timeline (in a year) or per year	5years During the rainy for field activities (March- May and Sept-Nov) but throughout the year on supervision.
Responsibility (Focal person)	Perez Kawumi: Deputy CEO and Director Training and Agric. Advisory Services. Email: p_kawumi@yahoo.com 0772 625465
Financial resources Committed (UGX)	3M per DFA per year for 5 years amounting to 120M for the 5 years.
Source of funding (optional)	
Partners	UNFFE for Farmer mobilisation through the DFAs in the region. Mt. Elgon Tree Planting Initiative for provision of indigenous tree seedlings. WWF Funding

Signed by Perez Kawumi DCEO Date 28/10/2022

Name : Katungisa Kenneth :

Designation: Chief Executive Officer.

Monitoring Measuring and Reporting	Quarterly MoU signed between UNFFE and Mt. Elgon TPI. Number of seedlings distributed by Mt. Elgon TPI and actual number planted by farmers.
Implementation Timeline (in a year) or per year	5 years, with specific emphasis to the two planting seasons
Responsibility (Focal person)	Perez Kawumi: Deputy CEO and Director Training and Agric. Advisory Services. Email: p_kawumi@yahoo.com 0772 625465
Financial resources Committed (UGX)	5M per district per year for 5 years. It amounts to200M in the 5 years.
Source of funding (optional)	
Partners	UNFFE: for general mobilization of the beneficiaries, training and monitoring. Mt. Elgon Tree Planting Initiative: for the supply of seedlings. WWF: supporting on required funding .

Signed by Perez Kawumi DCEO Date 28/10/2022

Name : Katungisa Kenneth

Designation: Chief Executive Officer.

6.1.14 Uganda Wildlife Authority - UWA

Problem to be addressed: *Land degradation as a result of cutting down trees for fuel wood in Mt Elgon and other wildlife corridors.*

Drivers: (i) Increased demand for biomass energy by communities.

Objective to be achieved by BVCs: Restoration of vegetation cover both inside the park and outside the park

Stakeholder: Uganda Wildlife Authority (UWA)

Brief description of Stakeholder: Government parastatal in charge of wildlife protected areas in the country and wildlife both inside and outside Pas

Biodiversity Conservation Commitments (BCCs)/or Biodiversity Voluntary Commitments (BVCs)	
	BCC/ BVC 1
Brief Description of Commitment to assure BCC /BVC is actionable	***4000ha of degraded areas restored and all previously restored areas within MENP managed***
Quantification	Number of area restored
Actions to be undertaken to achieve the quantified BCC/BVC	(i)Map degraded area (ii)Develop restoration plan (iii) Establish tree nursery (iv) Plant and monitor planted areas
Monitoring Measuring and Reporting	**Annually:** Number of area restored
Implementation Timeline (in a year) or per year	Two rainy seasons in a year
Responsibility (Focal person)	Chief Warden MECA
Financial resources Committed (UGX)	UGX 100M per year for five years
Source of funding (optional)	Internal revenues
Partners	MWE and DLGs

Signed by _____ Date 23/11/2022

Name John Nyakoojo

Designation Acting Executive Director

EXECUTIVE DIRECTOR
UWA UGANDA WILDLIFE AUTHORITY

Drivers: (i) Increased demand for biomass energy by communities.

Objective to be achieved by BVCs: Restoration of vegetation cover both inside the park and outside the park

Stakeholder: Uganda Wildlife Authority (UWA)

Brief description of Stakeholder: Government parastatal in charge of wildlife protected areas in the country and wildlife both inside and outside PAs

Biodiversity Conservation Commitments (BCCs)/or Biodiversity Voluntary Commitments (BVCs)	
Brief Description of Commitment to assure BCC /BVC is actionable	**BCC/ BVC 2** ***Conversion of wildlife habitats to other land uses controlled***
Quantification	Reduced human wildlife conflict reports
Actions to be undertaken to achieve the quantified BCC/BVC	(i)Carry out awareness meetings (ii) Support communities to demarcate areas for collaborative mgt (iii) Provide incentives for conservation (iv) Acquire critical habitats (v) Monitor compliance
Monitoring Measuring and Reporting	**Annually:** Number of complaints received on human wildlife conflicts
Implementation Timeline (in a year) or per year	Throughout the year
Responsibility (Focal person)	Director Conservation
Financial resources Committed (UGX)	UGX 600M per year for five years
Source of funding (optional)	Internal revenues
Partners	IUCN, DLGs

Signed by _____ Date 28/11/2022

Name John Makombo

Designation Acting Executive Director

EXECUTIVE DIRECTOR
UWA UGANDA WILDLIFE AUTHORITY

6.2 Appendix B: Biodiversity Voluntary commitments – Energy Sector Stakeholders

6.2.1 ALL GREEN ENERGY LTD

BIODEV 2030 AFD UICN WWF NFA

Problem ***Depletion of trees and forests as a result of cutting trees for firewood and charcoal***

Drivers:

(i) Increased demand for fuel wood for institutional cooking and industrial processes
(ii) Wasteful methods of disposing and utilization of bio waste

Outcome of BVCs: Avoid deforestation by production of high energy efficient cookers plus production of high energy producing briquettes from bio waste.

Stakeholder: ALLGREEN ENERGY NV, UGANDA

Biodiversity Conservation Commitments (BCCs)/or Biodiversity Voluntary Commitments (BVCs)	
	BCC/ BVC 1
Brief Description of Commitment to assure BCC /BVC is actionable	***Promotion and installation of energy efficient stoves saving 90% of fuel, to reduce use of wood and charcoal thereby reducing Co2 emissions.***
Quantification	2 000 energy efficient industrial cookers in various sizes installed and in use within 4 years reducing between 70,000 and 80,000 tonnes of wood per year.
Baseline	• 14 cookers are already in use across the country – various sizes • 80 cookers in stock – various sizes
Actions to be undertaken to achieve the quantified BCC/BVC	i) Promotion of energy efficient technologies and their impact to the environment (ii) Supply and installation of energy efficient stoves within institutions and communities (iii) production and distribution of high energy generating briquettes made from bio-waste from the 3rd year of the project implementation
Monitoring Measuring and Reporting	Annually: Report the number of stoves installed within communities and institutions = approximately 500 cookers per year
Implementation Timeline (in a year) or per year	Spread out within 4 years
Responsibility (Focal person)	Mr Marinus Van Stijn (Belgium) Ms Sophie Kalanzi (Uganda) Ms Jesca Kayaga (Uganda)
Financial resources Committed (UGX)	Company equity 1.3m Euro = UGX 4.942 Billion Sub-ordinated loans from shareholders Euros 1.1m = UGX 4.2 Billion
Source of funding (optional)	• 50% as loan or grant before commencement to enable smooth and timely operations and supplies
Partners	• None presently • We would like to have partners

Signed Sophie Date 27/October/2022

Name Sophie Kalanzi Designation Country Representative

6.2.2 BENNET LOBBY GROUP

Problem to be addressed: *Degradation of Mountain Elgon Ecosystem*
Drivers:

(i) High consumption of fuel wood by local communities to meet domestic energy needs.
(ii) Increasing demand for fuelwood for commercial purposes.
(iii) High demand for wood/poles for construction/fencing
(iv) Wasteful utilization of wood resources for energy

Objective to be achieved by BVCs: The Benet communities contributing to the restoration of Mt Elgon ecosystem through increasing biomass energy sources and promoting energy efficient technologies
Stakeholder: **Benet Lobby Group-Indigenous Peoples Organization**
Brief description of Stakeholder: *(Please provide a short description of what the Lobby Group is. E.g.*
The Benet Lobby Group was established in 1972 originally as the Benet Pressure Group to fight for the land rights of the Benet. The main objectives of the Lobby Group is to lobby and influence government to give the Benet Ndoboros permanent land within the Mt Elgon area where they can settle and cultivate and to accord them recognition at national and local level as lawful land owners of a designated land rather than encroachers of a protected area.

Biodiversity Conservation Commitments (BCCs)/or Biodiversity Voluntary Commitments (BVCs)	
Brief Description of Commitment to assure BCC /BVC is actionable	**BVC 2** The Benet communities contributing to the restoration of Mt. Elgon ecosystem through increasing biomass energy sources and promoting energy efficient technologies
Quantification	500 households growing trees for energy and adopting energy efficient technologies
Baseline	10% of households have adopted these technology
Actions to be undertaken to achieve the quantified BCC/BVC	i)Exploring alternative energy sources e.g., biogas, improved cook stoves ii) Growing fast maturing tree species around compounds and boundaries to address fuel wood need ii) promote efficient fuel cook stoves e.g., Clean stove
Monitoring Measuring and Reporting	Semi-annually & annually households using efficient technologies
Implementation Timeline (in a year) or per year	5years
Responsibility (Focal person)	Mr. Chebet Mungech
Financial resources Committed(UGX)	UGX 10,000,000 per year for five years
Source of funding (optional)	UWA-10% DLG-10% WWF-15% Community 45% BLG 5% CSO;s within Sebei Sub-region 15%
Partners	WWF-Funder UWA District Local Governments of Kapchorwa, Kween and Bukwo

Signed by _____Date_____

Name_____Désignation_____

6.2.3 KAYONZA GROWERS TEA FACTORY LTD, KANUNGU DISTRICT

Problem to be addressed: *Climate Change, Household Income, Food and Nutrition and Biodiversity Conservation.*

Drivers:

(i) Population pressure on land for agriculture leading to fragmentation

(ii) (ii) Deforestation and soil erosion

(iii) Lack of long-term alternative source of income in the tea growing catchment of Kayonza Growers Tea Factory whose subsistence is largely income from sale of tea leaves.

(iv) Food and nutrition insecurity

Objective to be achieved by BVCs: Improved environmental Protection, increased household income and Biodiversity conservation.

Stakeholder: Kayonza Growers Tea Factory Ltd

Brief description of Stakeholder:

Kayonza Growers Tea Factory Ltd is surrounded by the Bwindi Impenetrable National Park. This is a fragile ecosystem that habours half of the world's Mountain gorilla population and also is a UNESCO world heritage site. Uganda Wild Life Authority" has for years undertaken various conservation initiatives aimed at sustaining existence of this high value ecosystem through tree planting campaigns around the national park. BMCT has achieved this through stakeholder involvement and promotion of farmer led- initiatives to climate change mitigation and adaptation.

Biodiversity Conservation Commitments (BCCs)/or Biodiversity Voluntary Commitments (BVCs)	
	BCC/ BVC 1
Brief Description of Commitment to assure BCC /BVC is actionable	Sustainable Tea Production: ***Kayonza Growers Tea Factory Ltd looks forward to ensure that farmers get alternative source of fuel wood and do not encroach on Bwindi protected area for firewood.*** Kanungu district, 99% of the families use firewood as source of energy for cooking. Firewood shortage is eminent in most corners of Kanungu District. There is a risk that any time people can encroach on Bwindi protected area for lack of firewood. Kayonza Growers Tea Factory Ltd is engaged in Tea Growing, processing and export. 80% of Kayonza made tea is exported. The consumers emphasize Fairtrade and that the product must come from sustainable sources. Tree planting, energy saving, income diversification and other climate change mitigation measures are major interventions to sustain tea production systems in Kanungu District where Kayonza Growers Tea Factory operates.
Quantification	• Target: Plant 200 hectares of quick maturing and quick coppicing trees varieties on hill tops to stop reliance on natural forests for firewood. • Acquire 1000 energy saving cooking stoves to benefit 1000 households and institutions within Kanungu District.

Baseline	Approximately 80% of the families in Kanungu district do not have own woodlots. They either buy firewood, charcoal or encroach on natural forests for firewood. There are now four tea factories in Kanungu district that will be consuming a minimum of 46,000 Cubic metres of firewood annually. This demand is expected to increase with increase in the tea planting and provides a steady market for firewood. Tea factories in Kanungu District buy firewood at UGX 51,000 per cubic metre. It means that an income of UGX. 2,346,000,000 will go to tree farmers annually. Kayonza will target tree varieties that copice faster. It will therefore become a sustainable source of income as well as of source of firewood to households. Kayonza will target that at-least every household plant 365 trees. Here, every family is sure of having tree for firewood per day throughout the year, by end of the year the first tree that was harvested will have re-generated to be harvested again. Related to the above is acquisition of energy saving cooking stoves to minimize firewood usage. Kayonza shall acquire 1000 energy saving cooking stoves for farmers. This will be procured in two phases from a reputable company.
Actions to be undertaken to achieve the quantified BCC/BVC	(i) Acquisition of land for tree planting. (ii) (ii)Increasing firewood acreage by families to promote conservation but also to bolster household incomes (ie investment purpose). (iii) Raising tree seedlings by Kayonza Growers Tea Factory Ltd for onward distribution to farmers. (iv) Training of beneficiary farmers in proper management of tree growing. (v) Establishment of tree plantations by beneficiary farmers. (vi) Procurement of energy saving cooking stoves (vii) On farm training on Good Agronomic Practices and maintenance of tree plantations.
Monitoring Measuring and Reporting	Quarterly, bi-annual and annual
Implementation Timeline (in a year) or per year	5years (tree planting will be ongoing to cover a period of five years).
Responsibility (Focal person)	Mr. Musinguzi Jotham, General Manager, Kayonza Growers Tea Factory Ltd
Financial resources Committed (UGX)	-JGX 1.2 billion per year. This will be required for tree planting as well as procuring energy saving cooking stoves. Whereas the government of Uganda has been and is still promoting inessive tea growing in most corners of the country, for every 4 hectares of tea, you need 1 hectare of trees. This is because all tea factories in Uganda use firewood boilers in drying the tea. Tree planting become an income generating activity for farmers
Source of funding (optional)	BIODEV 2030
Partners	Kanungu District Local Government And Uganda Wild Life Authority (UWA)

Signed by _____Date_____

Name_____

Designation_____



6.2.4 KIBAALE DISTRICT LOCAL GOVERNMENT

Problem to be addressed:

(i) Ecosystem degradation in Kagombe CFR and land degradation around adjacent areas.

(ii) Ecosystem degradation in Kagombe Forest Reserve as a result of cutting trees for fuel, wood, charcoal burning, timber and farming

Drivers: (i) Encroachment of CFR by subsistence farmers.

(ii) Poor farming practices by subsistence farmers

(iii) Increased demand for biomass energy

Objective to be achieved by BVCs: Restoration planting of Kagombe CFR and surrounding areas

Stakeholder: Kibaale District Local Government
Brief description of Stakeholder:

Biodiversity Conservation Commitments (BCCs)/or Biodiversity Voluntary Commitments (BVCs)	
Brief Description of Commitment to assure BCC /BVC is actionable	**BCC/ BVC 1 (Example)** Restoration planting of Kagombe CFR – 500 ha of land / year
Quantification	500 ha of land / year
Actions to be undertaken to achieve the quantified BCC/BVC	Mobilization of communities to participate in restoration activities • Create awareness, Mobilization and Sensitization. • Solicit for seedlings for planting. • Link farmers to partners.
Monitoring Measuring and Reporting	Participate in all joint monitoring organized by conservation partners • Quarterly reporting • Quarterly monitoring • Number of Hectares Planted
Implementation Timeline (in a year) or per year	5 years
Responsibility (Focal person)	District Agricultural Officer
Financial resources Committed (UGX)	350 millions for 5 years
Source of funding (optional)	GoU (Agricultural extension grant) and partners
Partners	NFA,WWF,KCSON

Signed by _____ Date 04/11/2022

Name Mike Alfred

Designation District Agricultural Officer

6.2.5 MASINDI DSITRICT LOCAL GOVERNEMENT

Problem to be addressed: *Forest degradation as a result of both commercial and subsistence farming activities outside Budongo Forest Reserves in Bunyoro Region*

Drivers: (i) Clearance of forested areas for sugar cane growing.

(ii) Unregulated harvesting of forest produce such as timber and charcoal

(iii) Encroachment on forested estates due to unclear forest boundaries

Objective to be achieved by BVCs: Restoration of degraded forest areas.

Stakeholder: Masindi District Local Government,

Brief description of Stakeholder:

Biodiversity Conservation Commitments (BCCs)/or Biodiversity Voluntary Commitments (BVCs)	
	BCC/ BVC 1 (Example)
Brief Description of Commitment to assure BCC /BVC is actionable	Restoration planting of degraded forest patches within and outside Budongo CFR i.e, Community Forests, Privately Owned natural forests, among others.
Quantification	5 million tree seedlings planted
Baseline	
Actions to be undertaken to achieve the quantified BCC/BVC	(i) Mobilization and sensitisation of community forest members (ii) Raising tree seedlings within and by group members (iii) In-situ tree planting. (iv) Ex-situ tree planting such as Boundary tree planting and woodlot establishments (v) Promote Agroforestry technologies.
Monitoring Measuring and Reporting	• Reporting should be Quarterly • Monitoring should be bi-annual • We shall measure by number of hectares planted with tree seedlings, number of community forests restored, number of both males and females participating in tree planting.
Implementation Timeline (in a year) or per year	5 years
Responsibility (Focal person)	District Forestry Officer
Financial resources Committed (UGX)	UGX 2bn for five years
Source of funding (optional)	GoU-20%, ECOTRUST-40%, JGI-30%, WCS-10%
Partners	WWF, ECOTRUST, WCS, Kinyara Sugar Ltd., Total Energies.

Signed by _____ Date 01/11/2022

Name AKOKO ANTHONY

Designation for: DFO/Masindi

DISTRICT FOREST OFFICER MASINDI DATE 01/11/22

6.2.6 MBALE DISTRICT LOCAL GOVERNMENT

Problem to be addressed: *Land degradation as a result of subsistence farming and over grazing in Mt. Elgon*

Drivers: (i) Subsistence farming on the steep slopes of Mt. Elgon causes soil erosion and loss of productivity

(ii) Grazing in the protected areas causes loss of vegetation

Objective to be achieved by BVCs: Restoration of vegetation cover and land productivity

Stakeholder: MBALE DISTRICT LOCAL GOVERNMENT

Brief description of Stakeholder: *Mbale is one of the Districts in the Eastern region in Uganda with an estimated population of 441,300 at a growth rate of 2.5% and land area of 518.8 square kilometres. It is bordered by Sironko district in the north, Bududa district in the North East, Manafa district in the South, Butaleja district in the south west and Budaka district in the west. The main economic activity is agriculture, major crops grown include Arabica Coffee, horticulture, beans, maize and banana. Due to population increase, poor farming methods, encroachment on wetland, river buffer zones has impacted negatively on the land. Soil is erosion is high. Floods and mud slides are common.*

Biodiversity Conservation Commitments (BCCs)/or Biodiversity Voluntary Commitments (BVCs)	
	BCC/ BVC 2
Brief Description of Commitment to assure BCC /BVC is actionable	**Land use planning to ensure that a family caters for the various needs such as food and fire wood**
Quantification	400 households implementing the Land Use Plans
Baseline	Land use plans were developed during the implementation of ILM (integrated Land Scape Management Project in the Sub Counties of Wanale and Nyondo. However, the community members have not implemented them
Actions to be undertaken to achieve the quantified BCC/BVC	Sensitization on the importance of land use plans Implementation of land use plans developed Wanale and Nyondo Sub Counties
Monitoring Measuring and Reporting	Quarterly monitoring number of households with land use plans. Number of households implementing the Land Use Plans
Implementation Timeline (in a year) or per year	Continuous
Responsibility (Focal person)	Ms. Nabirye Rose (District Agricultural Officer)
Financial resources Committed (UGX)	10m
Source of funding (optional)	Mbale DLG
Partners	MAAIF

Extension Officers are to integrate the actions in their plans

Signed by

Name : NABIRYE ROSE

Date 14. 11

Désignation : DISTRICT AGRICULTURAL OFFICER

DISTRICT AGRICULTURAL OFFICER
14 NOV 2022
P.O.BOX 931, MBALE

6.2.7 Ministry of Energy and Mineral Development - MEMD

Problem: ***Land degradation nationwide as a result of over-dependence on biomass energy and wasteful use of biomass***

Drivers:
(i) Increased demand for biomass energy by communities
(ii) Increased demand for fuel wood for institutional cooking and industrial processes
(iii) Wasteful methods of biomass energy production and utilization

Outcome of BVCs: Avoid deforestation from wasteful use of biomass energy

Stakeholder: Ministry of Energy and Mineral Development (MEMD)

Biodiversity Conservation Commitments (BCCs)/or Biodiversity Voluntary Commitments (BVCs)	
Brief Description of Commitment to assure BCC /BVC is actionable	**BCC/ BVC 1**
	Promotion and installation of clean cooking solutions
Quantification	• To reduce the share of biomass (firewood and charcoal) for cooking from 89% - 50% • To increase the share of Clean cooking from 15% to 50% • To increase electricity connections to 60% by 2025 and 80% access to modern energy by 2040;
Baseline	• Current share of clean cooking- 15%; • current share of solid biomass- 89%; • less than 2% access to clean fuels- LPG, Ethanol, Electricity
Actions to be undertaken to achieve the quantified BCC/BVC	• Disseminate 1,000,000 LPG kits (13kg cylinder + 2 pot burner stove + gas pipe and regulator) by 2028 (200,000 kits per annum) • Establish Regulations and an Institutional framework for safe handling and utilization of LPG • Increase access to clean cook stoves for 350,000 households under the Clean-Cooking fund established by UECCC under EASP; • Develop national standards for ethanol stoves, electric induction stoves and electric pressure cookers; Identifying contractors/ businesses that are into installation of energy efficient stoves; • Support UNBS, and the establishment of laboratories to support cook stove testing and standards and enforcement • Dissemination of biogas digesters (fixed dome and tubular digesters) • Support the establishment of at least 5 distilleries for producing denatured ethanol for cooking • Support the establishment of at least 5 local factories for producing higher tier cook stoves, (ethanol stoves, electric pressure cooking, improved solid biomass cook stoves)

Monitoring Measuring and Reporting	**Annually:** • Number of clean cook stoves disseminated within households and institutions • Number of institutions and households using clean cooking technologies • Number of clean cooking enterprises established and operating on the market
Implementation Timeline (in a year) or per year	3 years Throughout the year
Responsibility (Focal person)	Dr. Brian E. Isabirye Commissioner- Renewable Energy Department
Financial resources Committed (UGX)	UGX 3Bn per annum committed
Source of funding (optional)	▪ GoU 100%
Partners	▪ UNDP-Funder ▪ GIZ technical support ▪ MWE –Implementing partner ▪ UNBS- Implementing partner ▪ DLGs and CSOs-Implementing Partner ▪ Ministry of Education and Sports ▪ Ministry of Trade and Industries and Cooperatives (MITCO)

Signed by _____Date_____

Name_____

Désignation_____

6.2.8 MWE-Forest Sector Support Department

Problem to be addressed: *Land and forest degradation in refugee hosting areas of Uganda*

Drivers:
(i) Clearance of forested areas for agricultural production.
(ii) Cutting of trees to meet household needs for poles, fuelwood, timber and other plantation products

Objective to be achieved by BVCs:
(i) to support establishment of greater tree cover in refugee-hosting landscapes outside protected areas,
(ii) to support sustainable forest management and landscape resilience on private and customary land

Stakeholder: MINISTRY OF WATER AND ENVIRONMENT (FSSD)

Brief description of Stakeholder:

Biodiversity Conservation Commitments (BCCs)/or Biodiversity Voluntary Commitments (BVCs)	
Brief Description of Commitment to assure BCC /BVC is actionable	**BCC/ BVC 4** Support for development of woodlots and bioenergy plantations on private land to enhance the supply of timber, poles, fuel, and other plantation products Adjumani, Amuru, Arua, Hoima, Kagadi, Kakumiro, Kamwenge, Kibaale, Kikuube, Kiryandongo, Koboko, Kyegegwa, Lamwo, Madi Okollo, Moyo, Obongi, Terego and Yumbe, Moroto, Abim, Napak, Nakapiripirit, Nebbi, Zombo, Maracha, koboko, Mubende, Kasanda, Gomba, Kalungu, Masaka, Nalkasongola, Nakaseke, Luwero, Kiboga
Quantification	**10,060 Ha of woodlots and plantations**
Baseline	
Actions to be undertaken to achieve the quantified BCC/BVC	(iv) Supply of quality tree seedlings from quality controlled private tree nurseries (v) Provider training and extension support to tree farmers and 44 tree nursery operators (vi) Payment of performance based grants (equivalent to 50 percent of labor costs over the first four years) to qualifying woodlot owners upon physical verification at one year
Monitoring Measuring and Reporting	Annually: number of ha under agroforestry.
Implementation Timeline (in a year) or per year	5years
Responsibility (Focal person)	Ag. Assistant Commissioner-Policy and Planning.
Financial resources Committed (UGX)	*US$44 million equivalent* 660 millions Uganda shillings[2]
Source of funding (optional)	IDA Grant 13.6% IDA RSW 86.4% Swedish International Development Agency (SIDA) European Union (EU)
Partners	District Local Governments,

Signed by _____Date_____

Name_____ Designation_____

[2] *Colors coded according to the funders in the next row*

Problem to be addressed: *Land and forest degradation in refugee hosting areas of Uganda*

Drivers:
(i) Clearance of forested areas for agricultural production.
(ii) Cutting of trees to meet household needs for poles, fuel wood, timber and other plantation products

Objective to be achieved by BVCs:
(i) to support establishment of greater tree cover in refugee-hosting landscapes outside protected areas,
(ii) to support sustainable forest management and landscape resilience on private and customary land

Stakeholder: MINISTRY OF WATER AND ENVIRONMENT (FSSD)

Biodiversity Conservation Commitments (BCCs)/or Biodiversity Voluntary Commitments (BVCs)	
Brief Description of Commitment to assure BCC /BVC is actionable	**BCC/ BVC 4** Support for development of woodlots and bioenergy plantations on private land to enhance the supply of timber, poles, fuel, and other plantation products Adjumani, Amuru, Arua, Hoima, Kagadi, Kakumiro, Kamwenge, Kibaale, Kikuube, Kiryandongo, Koboko, Kyegegwa, Lamwo, Madi Okollo, Moyo, Obongi, Terego and Yumbe, Moroto, Abim, Napak, Nakapiripirit, Nebbi, Zombo, Maracha, koboko, Mubende, Kasanda, Gomba, Kalungu, Masaka, Nalkasongola, Nakaseke, Luwero, Kiboga
Quantification	**10,060 Ha of woodlots and plantations**
Baseline	
Actions to be undertaken to achieve the quantified BCC/BVC	(vii) Supply of quality tree seedlings from quality controlled private tree nurseries (viii) Provider training and extension support to tree farmers and 44 tree nursery operators (ix) Payment of performance based grants (equivalent to 50 percent of labor costs over the first four years) to qualifying woodlot owners upon physical verification at one year
Monitoring Measuring and Reporting	Annually: number of ha under agroforestry.
Implementation Timeline (in a year) or per year	5years
Responsibility (Focal person)	Ag. Assistant Commissioner-Policy and Planning.
Financial resources Committed (UGX)	*US$44 million equivalent* 660 million Uganda shillings
Source of funding (optional)	IDA Grant 13.6% IDA RSW 86.4% Swedish International Development Agency (SIDA) European Union (EU)
Partners	District Local Governments,

Signed by _____Date_____

Name_____ Designation_____

6.2.9 National Forestry Resources Research Institute - NAFORRI

Project 1: Exploring renewable biomass energy technologies

Problems to be addressed: (i) Heavy reliance on woody biomass energy is one of the drivers of deforestation in Uganda, (ii) Inefficient charcoal production processes which require high volumes of woody biomass resulting into unsustainable extraction of trees and release of GHGs (iii) inefficient cooking technologies resulting into unsustainable use of tree resources.

Drivers:

i. Increased demand for biomass energy due to the high population growth rate in Uganda,

ii. Unaffordable and not readily available infrastructure for charcoal production,

iii. Unaffordable energy efficient cooking technologies

Objective to be chieved by the BVC:

(i) Increase utilisation of non-woody biomass for energy production, and

(ii) Increase efficient utilisation of woody-biomass

Stakeholder: National Forestry Resources Research Institute (NaFORRI)

Brief description of Stakeholder:

NaFORRI is one of the 16 research institutes under National Agricultural Research Organisation, whose mandate is to conduct research in all aspects of forestry and tree resources. Our mission is to generate and disseminate appropriate technologies on forests and tree resources for increased productivity, conservation of biodiversity and enhanced environment.

Biodiversity Conservation Commitments (BCCs)/or Biodiversity Voluntary Commitments (BVCs)	
	BCC/ BVC 1
Brief Description of Commitment to assure BCC /BVC is actionable	***Promotion of alternative biomass energy sources and biomass energy saving technologies***
Quantification	• Provision of 12,000 seedlings of bamboo as a bioenergy crop. • Develop one kiln to carbonise bamboo. • Production of 100 units of improved cookstoves • Production of briquettes from wood waste and bamboo as alternative sources of energy. • Production of 50,000 seedlings of assorted fast growing tree species.
Baseline	•
Actions to be undertaken to achieve the quantified BCC/BVC	• Research on the energy quality of different commercially viable bamboo species • Research on the energy quality of bamboo and wood waste briquettes • Explore the energy quality of assorted fast growing indigenous

Biodiversity Conservation Commitments (BCCs)/or Biodiversity Voluntary Commitments (BVCs)	
	species such as Olea spp, Gmelina spp, Terminalia brownii, • Determine the efficiency of the developed kiln, • Popularise bamboo as a bioenergy crop through exhibitions, leaflets.
Monitoring Measuring and Reporting	Annually: Number of people who have purchased the seedlings, improved cook stoves.
Implementation Timeline (in a year) or per year	Throughout the year for the next three years.
Responsibility (Focal person)	Dr. Moreen Uwimbabazi, Dr. Fred Kalanzi
Financial resources Committed (UGX)	449,490,000 UGX
Source of funding (optional)	Government of Uganda
Partners	NFA, INBAR, UIRI, Uganda Bamboo Association, and DLGs

Signed by ..... Date 25-Oct-2022

Name Moreen Uwimbabazi

Désignation Ag. Director NaFORRI

6.2.10 National Forestry Authority - NFA

1: Restoration of Selected CFRs in the Albertine Rift under IFPA-CD Project and Other Partners

Problems to be addressed: Degradation of natural forests due to uncontrolled harvesting of wood resources for firewood, charcoal and timber.

Drivers: (i) Encroachment of CFR by large scale and subsistence farmers due to poor farming practices

(ii) Unsustainable harvesting of forest products due to weak enforcement

(iii) Increased demand hence consumption of wood products

Objective to be achieved by BCCs: Protection of existing natural belts and restoration of vegetation cover in degraded areas. Specific objectives include:

(i) Restoration of degraded natural forests in selected CFRs **in the Albertine Rift** through enrichment planting: i. (Budongo **(1,100ha),** ii. Bugoma (**18,260ha**) iii. Kasokwa **(52ha**), iv. Muhangi **(1,000ha),** v. Kibego **(800ha),** vi. Itwara **(2,000ha)**, vii. Rwensambya **(670ha)** viii. Kagombe **(7,800ha)**, ix. Nyakarongo **(280ha),** x. South Maramagambo **(2,000ha),** xi. Kasyoha-Kitomi **(1,000ha),** xii. Kakasi **(500ha)** xiii. Echuya **(800ha),** xiv. Era **(5,000ha)** and xv. Zoka **(300ha). Total (41,562ha)**

Stakeholder: MWE-National Forestry Authority
Brief Description of Stakeholder: Government agency responsible for management of central forest reserves.

<table>
<tr><td colspan="2">Biodiversity Conservation Commitments (BCCs) – BCC1:</td></tr>
<tr><td>Brief Description of Commitment to assure BCC is actionable</td><td>Restoration planting of 41,562ha in CFRs</td></tr>
<tr><td>Quantification</td><td>8,312ha of land per year
<table>
<tr><th></th><th>CFR</th><th>Area to be restored (ha)</th></tr>
<tr><td>1</td><td>Kasyoha-Kitomi</td><td>1,000</td></tr>
<tr><td>2</td><td>Kagombe</td><td>7,800</td></tr>
<tr><td>3</td><td>Bugoma</td><td>18,260</td></tr>
<tr><td>4</td><td>Budongo</td><td>1,100</td></tr>
<tr><td>5</td><td>Echuya</td><td>800</td></tr>
<tr><td>6</td><td>Itwara</td><td>2,000</td></tr>
<tr><td>7</td><td>Nyakarongo</td><td>280</td></tr>
<tr><td>8</td><td>Zoka</td><td>300</td></tr>
<tr><td>9</td><td>South Maramagambo</td><td>2,000</td></tr>
<tr><td>10</td><td>Muhangi</td><td>1,000</td></tr>
<tr><td>11</td><td>Kasokwa</td><td>52</td></tr>
<tr><td>12</td><td>Kibego</td><td>800</td></tr>
<tr><td>13</td><td>Kakasi</td><td>500</td></tr>
<tr><td>14</td><td>Rwensambya</td><td>670</td></tr>
<tr><td>15</td><td>Era</td><td>5,000</td></tr>
<tr><td></td><td>Total</td><td>41,562</td></tr>
</table></td></tr>
</table>

<table>
<tr><td>Baseline (Well stocked THF, Woodland)</td><td>
<table>
<tr><th></th><th>CFR</th><th>Baseline well stocked THF and Woodland (ha)</th></tr>
<tr><td>1</td><td>Kasyoha-Kitomi</td><td>33,131</td></tr>
<tr><td>2</td><td>Kagombe</td><td>10,773</td></tr>
<tr><td>3</td><td>Bugoma</td><td>38,027</td></tr>
<tr><td>4</td><td>Budongo</td><td>76,068</td></tr>
<tr><td>5</td><td>Echuya</td><td>3,165</td></tr>
<tr><td>6</td><td>Itwara</td><td>7,590</td></tr>
<tr><td>7</td><td>Nyakarongo</td><td>3,214</td></tr>
<tr><td>8</td><td>Zoka</td><td>5,324</td></tr>
<tr><td>9</td><td>South Maramagambo</td><td>14,968</td></tr>
<tr><td>10</td><td>Muhangi</td><td>1,709</td></tr>
<tr><td>11</td><td>Kasokwa</td><td>30</td></tr>
<tr><td>12</td><td>Kibego</td><td>1,218</td></tr>
<tr><td>13</td><td>Kakasi</td><td>772</td></tr>
<tr><td>14</td><td>Rwensambya</td><td>28</td></tr>
<tr><td>15</td><td>Era</td><td>1,149</td></tr>
<tr><td></td><td>Total</td><td>197,167</td></tr>
</table>
</td></tr>
<tr><td>Actions to be undertaken to achieve the quantified BCC</td><td>(i) Production of Indigenous tree seedlings (Year1)
(ii) Surveying including establishment of transects (Year1)
(iii) Ground preparation (Spot slashing, Pitting) (Year1)
(iv) Planting (Year1)
(v) Weeding (spot slashing and hoeing) (Year1-3)
(vi) Liberation tending (Year4)</td></tr>
<tr><td>Monitoring, Measuring and Reporting</td><td>Quarterly and Annually: Number of hectares restored, weeded, tended,</td></tr>
<tr><td>Implementation Timeline (in a year) or per year</td><td>During the rainy season for field activities (Mid-March and April and Sept-Oct) but throughout the year on supervision</td></tr>
<tr><td>Responsibility (Focal person)</td><td>Director Natural Forests</td></tr>
<tr><td>Financial resources committed (UGX)</td><td>UGX: 14,411,244,000</td></tr>
<tr><td>Source of funding</td><td>1. Internal resources-GOU, 2. External sources</td></tr>
<tr><td>Partners and their roles</td><td>WORLB BANK (INVESTING IN FORESTS FOR CLIMATE SMART DEVELOPMENT (IFPA-CD), MWE, JJI, WWF, MTN, CFM Groups, WCS, UNHCR</td></tr>
</table>

Signed by _____Date_____

Name_____Désignation_____

2.1: Restoration and Protection of natural belts within NFA Managed Plantation areas

Problems to be addressed: (i) Over harvesting and eventual degradation of existing natural belts in NFA Plantation Management areas.

Drivers: (i) Failure to delineate conservation areas during plantation development activities.

(ii) Poor monitoring of plantation development activities and enforcement of management plans

Objective to be achieved by BCCs: Protection of existing natural belts and restoration of vegetation cover in degraded areas; specifically restoring NFA Plantation Management areas in: (Oruha (**13.25ha**), Kikumiro (**43ha**), Kagorra (**1,800ha**) Bugamba-**129.6ha**) **Total 1,986ha** (ii) Restoration of degraded natural belts in selected NFA Plantation Management areas (Rwoho (**1,000ha**), Muko & Mafuga (**295ha**) **all totalling to 1,295ha.**

Stakeholder: MWE-National Forestry Authority

Brief Description of Stakeholder: Agency responsible for management of CFRs

Biodiversity Conservation Commitments (BCCs)	
	BCC 2.1
Brief Description of Commitment to assure BCC is actionable	**Protection of 1,986ha of natural belts in selected CFRs in Plantation areas (**Oruha -**13.25ha**, Kikumiro -**43ha**, Kagorra -**1,800ha** Bugamba -**129.6ha) Total 1,986ha**
Quantification	1,986 ha
Baseline	1. Oruha -**13.25ha**, 2. Kikumiro -**43ha**, 3. Kagorra -**1,800ha** 4. Bugamba -**129.6ha. Total 1,986ha**
Actions to be undertaken to achieve the quantified BCC	(i.) Preparation of management map and delineation of natural belts (ii.) Assessment and establishment of Permanent sample plots for continuous monitoring (iii.) Patrolling to curb illegal activities
Monitoring Measuring and Reporting	Patrol: Throughout the year. PSP assessments: Biennially
Implementation Timeline (in a year) or per year	Throughout the year on for patrol. Every two years for PSP monitoring
Responsibility (Focal person)	Director Plantations Development
Financial resources committed (UGX)	UGX: 3,700,000,000
Source of funding	Internal resources-GOU
Partners and their roles	**1. FINANCING:** WORLD BANK (IRRIGATION FOR CLIMATE RESILIENCE PROJECT (ICRP), MWE

Signed by _____Date_____

Name_____Désignation_____

2.2: Restoration and Protection of natural belts within NFA Managed Plantation areas

Problems to be addressed: (i) Over harvesting and eventual degradation of existing natural belts in NFA Plantation Management areas.

Drivers: (i) Failure to delineate conservation areas during plantation development activities.

(ii) Poor monitoring of plantation development activities and enforcement of management plans

Objective to be achieved by BCCs: Protection of existing natural belts and restoration of vegetation cover in degraded areas; specifically restoring NFA Plantation Management areas in: (Oruha (**13.25ha**), Kikumiro (**43ha**), Kagorra (**1,800ha**) Bugamba-**129.6ha**) **Total 1,986ha** (ii) Restoration of degraded natural belts in selected NFA Plantation Management areas (Rwoho (**1,000ha**), Muko & Mafuga (**295ha**) **all totalling to 1,295ha.**

Stakeholder: MWE-National Forestry Authority

Brief Description of Stakeholder: Agency responsible for management of CFRs

Biodiversity Conservation Commitments (BCCs) 2.2	
	BCC2
Brief Description of Commitment to assure BCC is actionable	**Restoration planting of 1,295ha of degraded natural belts in selected CFRs in Plantation areas (Rwoho -1,000ha, Mafuga and Muko-295ha) Total 1,295ha**
Quantification	260ha per year
Baseline	0
Actions to be undertaken to achieve the quantified BCC	(i.) Preparation of integrated micro-catchment management plans; (ii.) Implementation of identified watershed management measures from the micro-catchment management plans; and (iii.) Restoration and reforestation activities. (*Production of Indigenous tree seedlings, Ground preparation, Pitting, Planting, Weeding*) (iv.) Patrolling to curb illegal activities
Monitoring Measuring and Reporting	Quarterly and Annually: Number of hectares restored
Implementation Timeline (in a year) or per year	During the rainy season for field activities (Mid-March-April and Sept-Oct) but throughout the year on supervision
Responsibility (Focal person)	Director Plantations Development
Financial resources committed (UGX)	UGX: 3,700,000,000
Source of funding	Internal sources-GOU, External Resources
Partners and their roles	**1. FINANCING:** WORLD BANK (IRRIGATION FOR CLIMATE RESILIENCE PROJECT (ICRP), MWE

Signed by _____Date_____

Name_____Désignation_____

3: Restoration and Protection of Low Stocked and Degraded areas in CFRs country wide

Problems to be addressed: Increased degradation of low stocked and degraded areas of natural forests in CFRs (**492,800ha**)

Drivers: (i) Encroachment of CFR by large scale and subsistence farmers due to poor farming practices

(ii) Unsustainable harvesting of forest products due to weak enforcement

(iii) Increased demand hence consumption of wood products

Objective to be achieved by BCCs: Restoration and effective protection of vegetation cover in low stocked and degraded areas of natural forests in CFRs.

Stakeholder: MWE-National Forestry Authority

Brief Description of Stakeholder: Agency responsible for management of CFRs

Biodiversity Conservation Commitments (BCCs): BVC 3	
Brief Description of Commitment to assure BCC is actionable	**Restoration and Protection of low stocked and degraded areas of natural forests in CFRs (492,800 ha)**
Quantification	**i) Restoration and Protection of 24,640 ha** of low stocked and degraded natural forests in CFRs per year
Baseline	
Actions to be undertaken to achieve the quantified BCC/BVC	(i.) Restoration activities (*Production of Indigenous tree seedlings, Ground preparation-Pitting, Planting, Weeding*) (ii.) Patrol of poorly stocked and degraded areas to halt further degradation
Monitoring Measuring and Reporting	Quarterly and Annually: Number of hectares restored
Implementation Timeline (in a year) or per year	During the rainy season for field activities (Mid-March and April and Sept-Oct) but throughout the year on supervision
Responsibility (Focal person)	Director Natural Forests
Financial resources committed (UGX)	**UGX: 24,640,000,000 per year**
Source of funding	1. Internal resources-GOU, 2. External sources
Partners and their roles	1. CFM Groups-Protection, Restoration, 2. Corporate bodies-Funding restoration

Signed by _____Date_____

Name_____Désignation_____

4: NFA Biodiversity Conservation Commitments for Increased protection of Well Stocked natural Forests (including the strict nature reserves, buffer zones and sustainable management of production zones) in CFRs Country wide

Problems to be addressed: Degradation of Strict Nature Reserves (SNRs) and Buffer Zones (BZs)

Drivers: (i) Unsustainable harvesting of forest products due to weak enforcement

(ii) Increased demand hence consumption of wood products

Objective to be achieved by BCCs: Protection of existing well stocked natural forests; specifically providing for increased protection of existing well stocked natural forests in CFRs (614,837ha).

Stakeholder: MWE-National Forestry Authority

Brief Description of Stakeholder: Agency responsible for management of CFRs

Biodiversity Conservation Commitments (BCCs) 4: Increased Protection of SNRs and BZs

Brief Description of Commitment to assure BCC is actionable

Protection of existing well stocked natural forests (614,837ha) including remaining areas of Nature Reserves set aside under Uganda Conservation Master Plans (2002) in CFRs

Quantification

614,837ha of well stocked natural forests protected including the following nature reserve areas covering **326,600ha**

No	CFR GROUP		CFR	Existing Well stocked THF Forest Cover 2019	Existing THF Low stock Forest Cover 2019	Existing Woodland Forest Cover 2019	Strict Nature Reserve Zone Area (ha)- UNCMP	Buffer Nature Reserve Zone Area (ha)- UNCMP	Total Nature Reserve Planned as of 2002 UNCMP	Total Nature Reserve Available as of Nov 2022	Natural Forest Area Remaining for Nature Reserve	Variance	Remarks/ Category
1	Budongo			50,022	201	26,046	**25,060**	9,259	34,319	34,319	**76,269**	**41,950**	Prime
2	Otzi			17	5	8,909	**10,000**		10,000	8,931	**8,931**	**(1,069)**	Prime

Biodiversity Conservation Commitments (BCCs) 4: Increased Protection of SNRs and BZs														
3	Mt Moroto			522	1,630	33,165	**16,900**	8,700	25,600	25,600	**35,318**	**9,718**	Prime	
	Sub-Total 1			**50,562**	**1,836**	**68,120**	**51,960**	**17,959**	**69,919**	**68,850**	**120,518**	**50,599**		
4	Mt Kei			36	246	18,074	**9,600**	4,800	14,400	14,400	**18,357**	**3,957**	Core	
5	Sesse Is.			**1,248**	**1,297**	**36**	**3,000**		3,000	**2,581**	**2,581**	**(419)**	Core	
		1	Busowe	1,144	381	14	**1,540**		1,540	1,540	**1,540**	-	Core	
		2	Bufumira	9	161	18	**188**		188	188	**188**	-	Core	
		3	Funve	9	89	2	**100**		100	100	**100**	-	Core	
			Lutoboka	76	181	10		267	267	-	-	**(267)**	Core	
		4	Mugoye	86	666	2	**754**		754	754	**754**	-		
6	Kalinzu-Maramagambo			**55,336**	**15,461**	**15,657**	**32,127**	**20,375**	**52,502**	**52,027**	**86,455**	**33,953**	Core	
			Kalinzu	12,456	444	65	**3,000**	5,200	8,200	8,200	**12,966**	**4,766**	Core	
			North Maramagambo	27,934	72	647	**29,127**		29,127	28,652	**28,652**	**(475)**	Core	
			South Maramagambo	14,945	14,945	14,945		15,175	15,175	15,175	**44,836**	**29,661**		
7	Sango Bay			**10,663**	**27**	**2**	**5,000**		**5,000**		**10,692**	**5,692**	Core	
			Malabigambo	10,551	27	2	**4,000**		4,000	4,000	**10,579**	**6,579**	Core	
			Tero East	113	-	-	**1,000**		1,000	113	**113**	**(887)**	Core	
8	Era			**0**	**0**	**1,149**	**5,000**		5,000	1,149	**1,149**	**(3,851)**	Core	
9	Kasyoha-Kitomi			**32,360**	**32,360**	**32,360**	**9,800**	**6,700**	**16,500**	16,500	**97,080**	**80,580**	Core	
10	Labwor Hills			**-**	**-**	**27,457**	**13,500**	**30,200**	**43,700**	**30,174**	**27,457**	**(16,243)**	Core	
		1	Akur	-	-	5,060	**3,217**	3,217	6,434	5,060	**5,060**	**(1,374)**	Core	
			Alerek	0	0	2,717		7,433	7,433	2,717	**2,717**	**(4,716)**	Core	

Biodiversity Conservation Commitments (BCCs) 4: Increased Protection of SNRs and BZs															
			2	Ating	0	0	1,046	**1,318**		1,318	1,046	**1,046**	**(272)**	Core	
			3	Kano	0	0	7,208	**3,068**	5,225	8,293	7,208	**7,208**	**(1,085)**	Core	
			4	Nangolebwal	0	0	14,143	**5,053**	15,158	20,210	14,143	**14,143**	**(6,067)**	Core	
	11	Nyangea-Napore			2	17	33,672	**12,500**	29,300	41,800	33,691	**33,691**	**(8,109)**	Core	
	12	Echuya			2,477	55	688	**2,500**		2,500	2,500	**3,220**	**720**	Core	
	13	Bugoma			35,766	550	2,261	**10,000**	6,100	16,100	16,100	**38,577**	**22,477**	Core	
	14	Mabira			19,061	8,754	168	**6,000**	7,000	13,000	13,000	**27,982**	**14,982**	Core	
		Sub total 2			**224,625**	**77,417**	**177,418**	**161,391**	**156,149**	**317,541**	**271,017**	**477,143**	**159,602**		
	15	Agoro-Agu			15	52	23,133	**4,700**		4,700	4,700	**23,200**	**18,500**	Secondary	
	16	Morongole			51	14	12,239	**3,000**		3,000	3,000	**12,305**	**9,305**	Secondary	
	17	Timu			-	15	9,862	**2,400**		2,400	2,400	**9,877**	**7,477**	Secondary	
	18	Mt Kadam			-	-	31,086	**8,000**	22,300	30,300	30,300	**31,086**	**786**	Secondary	
	19	Mt Napak			8	126	11,001	**4,100**		4,100	4,100	**11,135**	**7,035**	Secondary	
	20	S. Busoga			22	9	55	**3,300**		3,300	0	**0**	**(3,300)**	Secondary	
	21	Rom			2	12	9,571	**2,200**		2,200	2,200	**9,584**	**7,384**	Secondary	
	22	Kasagala			1	8	2,404	**2,100**		2,100	100	**100**	**(2,000)**	Secondary	
	23	Rwoho			621	231	-	**2,000**		2,000	-	**-**	**(2,000)**	Secondary	
	24	Itwara			7,542	41	48	**2,000**		2,000	2,000	**7,631**	**5,631**	Secondary	
	25	Kyalwamuka			-	1	57	**2,000**		2,000	-		**(2,000)**	Secondary	
	26	Lwala			-	-	3,151	**2,000**		2,000	2,000	**3,151**	**1,151**	Secondary	
	27	Mafuga			66	126	7	**400**		400	0	**0**	**(400)**	Secondary	
	28	West Bugwe						**2,000**		2,000	-	**2,601**	**601**	Secondary	
	29	Igwe-Luvunya						**1,400**		1,400	-		**(1,400)**	Secondary	
	30	Mpigi gp						**2,600**		2,600	1,640	**1,640**	**(960)**	Secondary	
			2	Gangu	21	115	2	**950**		950	137	**137**	**(813)**	Secondary	

Biodiversity Conservation Commitments (BCCs) 4: Increased Protection of SNRs and BZs														
			3	Katabalalu	22	23	1	**500**		500	46	**46**	**(454)**	Secondary
			7	Mpanga				**440**		440	440	**440**	**-**	Secondary
			8	Nawandigi	3	1,147	71	**710**		710	710	**1,222**	**512**	Secondary
	31	Jubiya			2	3,528	112	**2,000**		2,000	2,000	**3,642**	**1,642**	Secondary
	32	Lokung			-	-	74	**900**		900	74	**74**	**(826)**	Secondary
	33	Zulia			-	0	35,781	**20,500**		20,500	20,500	**35,781**	**15,281**	Secondary
	34	Ogili			-	-	4,312	**2,000**		2,000	2,000	**4,312**	**2,312**	Secondary
	35	Taala			10	39	102	**2,000**		2,000	150	**150**	**(1,850)**	Secondary
	37	Maruzi			4	-	2,734	**2,000**		2,000	2,000	**2,000**	**(0)**	Secondary
	38	Kamusenene			-	-	188	**1,300**		1,300	188	**188**	**(1,112)**	Secondary
	40	Kitechura			3,998	528	443	**2,000**		2,000	2,000	**4,970**	**2,970**	Secondary
		Sub total 3			**12,470**	**9,668**	**146,769**	**83,500**	**22,300**	**105,800**	**82,686**	**169,186**	**63,386**	
		Total						**296,851**	**196,408**	**493,260**	**422,554**	**766,847**	**273,588**	

Baseline	
Actions to be undertaken to achieve the quantified BCC	**(**i.) Patrol (ii.) Delineation of nature reserve area and buffer zones on ground, by ring painting boundary trees, and sign boarding, or planting of Eucalyptus boundary shelter belts, production of management maps and update of management plans (iii.) Assessment and establishment of Permanent sample plots for continuous monitoring
Monitoring Measuring and Reporting	Patrol: Throughout the year. PSP assessments: Biennially
Implementation Timeline (in a year) or per year	Throughout the year on patrol and Biennially of monitoring of PSPs

Biodiversity Conservation Commitments (BCCs) 4: Increased Protection of SNRs and BZs	
Responsibility (Focal person)	Director Natural Forests
Financial resources committed (UGX)	UGX**: 860,400,000 annually**
Source of funding	1. Internal resources-GOU, 2. External sources
Partners and their roles	1. CFM Groups-Protection 2. Ecotourism Licensees-Protection, Funding 3. Field Research Forest Stations-Protection

Signed by _____Date_____

Name_____Désignation_____

6.2.11 HE NEW FORESTS COMPANY (NFC)

Problems to be addressed: *(i) Land degradation as a result of cutting down trees for fuel wood, charcoal burning and timber, and, over-dependence on biomass energy*

Drivers: (i) Increased demand due to dependency on biomass energy by communities

(ii) Increased demand and dependency on fuel wood as energy for institutional cooking and industrial processes

(iii) Wasteful methods of biomass energy production and utilization

Outcome of BVCs: Restoration of vegetation cover and land productivity

Stakeholder: The New Forest Company (NFC)

Brief description of Stakeholder: Private sector investor in commercial forestry planting trees in Mubende and Kiboga among other areas.

Biodiversity Conservation Commitments (BCCs)/or Biodiversity Voluntary Commitments (BVCs)	
Brief Description of Commitment to assure BCC /BVC is actionable	**BCC/ BVC 1** ***Agroforestry practices on private land including restoration planting :5000Ha household woodlots planted***
Quantification	Communities participating in the NFC community carbon project– 500 smallholder out-growers
Baseline	Current number
Actions to be undertaken to achieve the quantified BCC/BVC	(i) Provision of indigenous, fruit and commercial tree seedlings (ii) Tree planting extension services to the communities promoting a landscape approach (iii) Boundary tree planting (iv) Supporting apiculture (v) promoting agroforestry (vi) commitments to respecting and protecting riparian zones under the pilot NFC community carbon project (vii) Assurance of market for outgrower timber by NFC (viii) Partnership with OBUL for financial literacy and access to other products (ix) Alternative livelihoods products
Monitoring Measuring and Reporting	Lite E&S Study Signing Carbon Code of Conduct GIS, Remote Sensing Data in the pilot NFC carbon landscape
Implementation Timeline (in a year) or per year	During the rainy for field activities (March- May and Sept-Nov) but throughout the year on supervision, training, agency and capacity building
Responsibility (Focal person)	Mr. Alex Kyabawampi
Financial resources Committed (UGX)	UGX380,000,000 this year
Source of funding (optional)	Private investment
Partners	OBUL, WWF, CSOs and DLGs, Communities

Signed by _____Date_____

Name_____

Désignation_____

Problems to be addressed: *(i) Land degradation as a result of cutting trees for fuel wood, and charcoal, and over-dependence on biomass energy*

Drivers: (i) Increased demand due to dependency on biomass energy by communities

(ii) Increased demand and dependency on fuel wood as energy for institutional cooking and industrial processes

(iii) Wasteful methods of biomass energy production and utilization

Outcome of BVCs: Restoration of vegetation cover and land productivity

Stakeholder: New Forest Company (NFC)

Brief description of Stakeholder: Private sector investor in commercial forestry planting trees in Mubende and Kiboga among other areas.

Biodiversity Conservation Commitments (BCCs)/or Biodiversity Voluntary Commitments (BVCs)	
Brief Description of Commitment to assure BCC /BVC is actionable	**BCC/ BVC 2** ***Support and promote circular economy (utilization of biomass waste) into renewable energy***
Quantification	Number of supported private sector players adding value to biomass waste - 01
Baseline	None currently
Actions to be undertaken to achieve the quantified BCC/BVC	(i)Community meetings (ii) Resource mapping (iii) alternative renewable energy planning – selling sawdust from NFC sawmills
Monitoring Measuring and Reporting	Quarterly: 24 trucks per quarter
Implementation Timeline (in a year) or per year	Throughout the year
Responsibility (Focal person)	Mr. Mathew Mapfumo
Financial resources Committed (UGX)	UGX?
Source of funding (optional)	Private investment resources
Partners	CSOs, DLGs and Communities

Signed by _____Date_____

Name_____Désignation_____

Problems to be addressed: *(i) Land degradation as a result of cutting down trees for fuel as a result of cutting trees for fuel wood, charcoal burning and timber*

Drivers: (i) Increased demand due to dependency on natural forests for timber

(ii) Increased demand and dependency on fuel wood as energy for institutional cooking and industrial processes

Outcome of BVCs: Restoration of vegetation cover and land productivity

Stakeholder: New Forest Company (NFC)

Brief description of Stakeholder: Private sector investor in commercial Forestry

Biodiversity Conservation Commitments (BCCs)/or Biodiversity Voluntary Commitments (BVCs)	
Brief Description of Commitment to assure BCC /BVC is actionable	**BCC/ BVC 3** ***Establishment of forest plantations and woodlots***
Quantification	21,0125Ha dedicated to certified forest plantations of which 6,686Ha dedicated to conservation
Baseline	Current area of forests but efforts will be in maintainance
Actions to be undertaken to achieve the quantified BCC/BVC	-Commitment to maintaining FSC™ certification -Maintaining conservation areas
Monitoring Measuring and Reporting	Annual surveillance FSC™ audits GIS, Remote Sensing Data in the pilot NFC carbon landscape Compliance with NEAM approved EIA Biological diversity Studies by MUK experts that gave us a baseline; reviewed every 5 to 10 years
Implementation Timeline (in a year) or per year	Throughout the year
Responsibility (Focal person)	Mr Jephat Zvehama
Financial resources Committed (UGX)	UGX?
Source of funding (optional)	Private investment resources
Partners	FSC and WWF

Signed by _____Date_____

Name_____

Désignation_____

6.2.12 UGANDA NATIONAL ALLIANCE FOR CLEAN COOKING –UNAC

Problem: ***Land degradation nationwide as a result of over-dependence on biomass energy and wasteful use of biomass***

Drivers: (i) Increased demand for biomass energy by communities
(ii) Increased demand for fuel wood for institutional cooking and industrial processes
(iii) Wasteful methods of biomass energy production and utilization

Outcome of BVCs: Avoided deforestation from wasteful use of biomass energy

Stakeholder: Uganda National Alliance on Clean Cooking (UNAC)

Biodiversity Conservation Commitments (BCCs)/or Biodiversity Voluntary Commitments (BVCs)	
Brief Description of Commitment to assure BCC /BVC is actionable	**BCC/ BVC 1**
	Promotion and installation of energy efficient stoves
Quantification	4 000 energy efficient stoves adopted and or installed and in use
Baseline	None by UNAC
Actions to be undertaken to achieve the quantified BCC/BVC	i) Promotion of energy efficient technologies ii) Identifying contractors/ businesses that are into installation of energy efficient stoves (iii) installation of energy efficient stoves within institutions and communities
Monitoring Measuring and Reporting	Annually: number of stoves installed within community and institutions
Implementation Timeline (in a year) or per year	3 years Throughout the year
Responsibility (Focal person)	(Project Manager)
Financial resources Committed (UGX)	UGX
Source of funding (optional)	▪ GIZ 90%, ▪ UNDP 10%
Partners	▪ UNDP-Funder ▪ GIZ-Funder ▪ MWE –Implementing partner ▪ DLGs and CSOs-Implementing Partner ▪ Ministry of Education and Sports- Controller and implementing partner

Signed by _____Date_____

Name_____Désignation_____

6.2.13 UGANDA NATIONAL FARMERS FEDERATION (UNFFE)

Problem to be addressed: *Land degradation in Mt. Elgon*

Drivers:

(i) Subsistence farming on the steep slopes of Mt. Elgon causes soil erosion and loss of productivity.

(ii) Grazing in the protected area causes loss of vegetation cover

Objective to be achieved by BVCs: Restoration of vegetation cover and land productivity

Stakeholder: Uganda National Farmers' Federation (UNFFE)

Brief description of UNFFE:

Uganda National Farmers' Federation is currently the largest Farmers Organization in the country, established in 1992 under the auspices of MAAIF. UNFFE stands out as an apex body with a core of mandate of mobilizing, organizing, empowering and coordinating farmers through all those years. Through a membership of 146 organizations including main stream District Farmer Associations, (DFAs) and commodity specific associations and other agro-related organizations & businesses, UNFFE serves over 3 million farmers across Uganda and has worked together with many partners including government of Uganda, development partners and private sector to implement many farmer-transforming programs that have left a strong impact in the farming communities across the country. We put our primary focus on the grass root farmers and this makes UNFFE a grass root organization.

UNFFE's strategic direction under Strategic plan 2018-2022, Strategic objective 5 emphasises mainstreaming Gender, Health and HIV/AIDS, Youths, PWDs, Climate Change, and Natural Resource Management in all programmes and activities of the Federation.

Vision: Empowered farmers for sustainable development.

Mission: To organize, advocate for favourable policies and transform farmers into prosperous communities.

Quantification	2 million indigenous tree seedlings planted 500,000 regenerated
Baseline	2 meetings with Mt. Elgon Tree Planting Initiative, an NGO distributing mainly indigenous tree seedling in the region. The purpose is to have a MoU with the NGO, so they distribute 2M seedlings through our member DFAs in the region.
Actions to be undertaken to achieve the quantified BCC/BVC	(i)Land availability by each member (ii)Raising tree seedlings by Mt. Elgon Tree Planting Inititaive. (iii) On-farm planting by farmers / group members. (iv) Boundary tree planting by each member /farmer. (v) Training farmers in Farmer Managed Natural Regeneration (FMNR) (vi)Formalising partnership with UNFFE and Mt. Elgon Tree Planting Initiative.

Monitoring Measuring and Reporting	Quarterly MoU signed between UNFFE and Mt. Elgon TPI. Number of seedlings distributed by Mt. Elgon TPI and actual number planted by farmers.
Implementation Timeline (in a year) or per year	5 years, with specific emphasis to the two planting seasons
Responsibility (Focal person)	Perez Kawumi: Deputy CEO and Director Training and Agric. Advisory Services. Email: p_kawumi@yahoo.com 0772 625465
Financial resources Committed (UGX)	5M per district per year for 5 years. It amounts to200M in the 5 years.
Source of funding (optional)	
Partners	UNFFE: for general mobilization of the beneficiaries, training and monitoring. Mt. Elgon Tree Planting Initiative: for the supply of seedlings. WWF: supporting on required funding .

Signed by Perez Kawumi DCEO Date 28/10/2022

Name : Katungisa Kenneth

Designation: Chief Executive Officer.

Problem to be addressed: *Land and forest degradation as result of commercial farming activities outside Kagombe, Bugoma and Budongo Forest Reserves in Bunyoro Region*

Drivers:

a) Clearance of forested areas for sugar cane growing.

b) Need for increased sugarcane production

c) Lack of land use planning.

d) Ignorance of farmers on the dangers of forest degradation.

Objective to be achieved by BVCs:

- To minimise land cover loss and restoration of lost vegetation cover
- To restore degraded land scape and land productivity

Stakeholder: Uganda National Farmers' Federation (UNFFE)

Brief description of UNFFE:

Uganda National Farmers' Federation is currently the largest Farmers Organization in the country, established in 1992 under the auspices of MAAIF. UNFFE stands out as an apex body with a core of mandate of mobilizing, organizing, empowering and coordinating farmers through all those years. Through a membership of 146 organizations including main stream District Farmer Associations, (DFAs) and commodity specific associations and other agro-related organizations & businesses, UNFFE serves over 3 million farmers across Uganda and has worked together with many partners including government of Uganda, development partners and private sector to implement many farmer- transforming programs that have left a strong impact in the farming communities across the country. We put our primary focus on the grass root farmers and this makes UNFFE a grass root organization.

UNFFE's strategic direction under Strategic plan 2018-2022, Strategic objective 5 emphasises mainstreaming Gender, Health and HIV/AIDS, Youths, PWDs, Climate Change, and Natural Resource Management in all programmes and activities of the Federation.

Vision: Empowered farmers for sustainable development.

Mission: To organize, advocate for favourable policies and transform farmers into prosperous communities.

In March 2021, UNFFE signed a MoU with Bunyoro-Kitara Kingdom under which the two institutions agreed to work together under a project "To support landscape restoration through tree planting and Farmer Managed Natural Regeneration among farmers in Bunyoro Sub region." This project implementation started in May 2021 and is being implemented in partnership with Ministry of Water and Environment who provide the indigenous tree seedlings. Through this initiative, more than 500,000 indigenous tree seedlings have been mobilized mainly through the MWE.

Biodiversity Conservation Commitments (BCCs) /or Biodiversity Voluntary Commitments (BVCs)	
Brief Description of Commitment to assure BCC /BVC is actionable	**BCC/ BVC 1** ***Interventions to increase tree and vegetation cover in the areas in Bunyoro.*** Restoration planting outside Kagombe CFR,Bugoma CFR, and Budongo CFR
Quantification	2 million trees planted, 1 Million trees regenerated
Baseline	Close to 400,000 trees in total have been already planted in Kiryandongo, Masindi, Kikuube, Hoima, Buliisa, Kagadi, Kibale.
Actions to be undertaken to achieve the quantified BCC/BVC	(i)Land availability and allocation by farmers and the Buyoro Kitara Kingdom institutions like Schools, Hospitals. (ii)Raising tree seedlings (iii) On-farm planting by farmers. (iv) Boundary tree planting by farmers. v) Lobby for tree seedlings from MWE vi) Mobilising farmers to engage in tree planting.
Monitoring Measuring and Reporting	Bi annual monitoring during the two planting seasons. Number of hectares restored and or Number of trees planted.
Implementation Timeline (in a year) or per year	5years
Responsibility (Focal person)	Perez Kawumi: Deputy CEO and Director Training and Agric. Advisory Services. Email: p_kawumi@yahoo.com 0772 625465
Financial resources Committed (UGX)	UGX 100 Million per year for five years totalling to 500M
Source of funding (optional)	UNFEE-30% Bunyoro Kingdom-10%(in form of land allocation for planting and promotion of the activity) WWF- 30% MWE-30%
Partners	UNFFE – Farmer Mobilisation/sensitisation WWF-Funder MWE-Promoter Bunyoro Kingdom-provide land and promotion of the project within the kingdom

Signed by Perez Kawumi Date 28/10/2022
DCEO

Name: Katungisa Kenneth

Designation: Chief Executive Officer.

1.

Problem to be addressed: *Land and forest degradation as result of commercial farming activities outside Kagombe, Bugoma and Budongo Forest Reserves in Bunyoro Region*

Drivers:

e) Clearance of forested areas for sugar cane growing.

f) Need for increased sugarcane production

g) Lack of land use planning.

h) Ignorance of farmers on the dangers of forest degradation.

Objective to be achieved by BVCs:

- To minimise land cover loss and restoration of lost vegetation cover
- To restore degraded land scape and land productivity

Stakeholder: Uganda National Farmers' Federation (UNFFE)

Brief description of UNFFE:

Uganda National Farmers' Federation is currently the largest Farmers Organization in the country, established in 1992 under the auspices of MAAIF. UNFFE stands out as an apex body with a core of mandate of mobilizing, organizing, empowering and coordinating farmers through all those years. Through a membership of 146 organizations including main stream District Farmer Associations, (DFAs) and commodity specific associations and other agro-related organizations & businesses, UNFFE serves over 3 million farmers across Uganda and has worked together with many partners including government of Uganda, development partners and private sector to implement many farmer- transforming programs that have left a strong impact in the farming communities across the country. We put our primary focus on the grass root farmers and this makes UNFFE a grass root organization.

UNFFE's strategic direction under Strategic plan 2018-2022, Strategic objective 5 emphasises mainstreaming Gender, Health and HIV/AIDS, Youths, PWDs, Climate Change, and Natural Resource Management in all programmes and activities of the Federation.

Vision: Empowered farmers for sustainable development.

Mission: To organize, advocate for favorable policies and transform farmers into prosperous communities.

Biodiversity Conservation Commitments (BCCs) /or Biodiversity Voluntary Commitments (BVCs)	
Brief Description of Commitment to assure BCC /BVC is actionable	**BCC/ BVC 111** ***Intervention on awareness and dissemination of information on environmental management.***
	Restoration planting outside Kagombe CFR,Bugoma CFR, and Budongo CFR
Quantification	Number of radio programmes

	Number of awareness meetings. Number of IEC materials.
Baseline	- 1 radio programme already carried out - 1 sensitisation meeting already done
Actions to be undertaken to achieve the quantified BCC/BVC	Organise and attend radio programmes for farmers and farmer leaders. Awareness meetings with on environment conservation. Organise materials like Tshirts, banners, brochures with a tree planting campaign message.
Monitoring Measuring and Reporting	Bi Annually
Implementation Timeline (in a year) or per year	5years
Responsibility (Focal person)	Perez Kawumi: Deputy CEO and Director Training and Agric. Advisory Services. Email: p_kawumi@yahoo.com 0772 625465
Financial resources Committed (UGX)	4M per year for 5 years making it 20M.
Source of funding (optional)	
Partners	DLG Environment Officers BKK FMNR Network Kibale/Kagadi DFA Masindi DFA Kyenjojo DFA Hoima DFA MWE- FSSD

Signed by Perez Kawumi Date 28/10/2022
DCEO

Name: Katungisa Kenneth

Designation: Chief Executive Officer.

6.2.14 Uganda Timber Growers' Association - UTGA

Problems to be addressed:

(i) Forest degradation as a result of cutting down trees for timber and fuel wood in West Bugwe, in Busia (ii) Ecosystem degradation in Kagombe Forest Reserve as a result of cutting trees for fuel wood, charcoal burning and timber, and (iii) Land degradation nationwide as a result of over-dependence on biomass energy

Drivers:

(i) Increased demand due to dependency on biomass energy by communities

(ii) Increased demand and dependency on fuel wood as energy for institutional cooking and industrial processes.

(iii) Wasteful methods of biomass energy production and utilization

Outcome of BVCs: Restoration of vegetation cover and land productivity

Stakeholder: UGANDA TIMBER GROWERS ASSOCIATION (UTGA)

Brief description of Stakeholder:

Biodiversity Conservation Commitments (BCCs)/or Biodiversity Voluntary Commitments (BVCs)	
Brief Description of Commitment to assure BCC /BVC is actionable	**BCC/ BVC 1** ***Establishment of energy plantations and woodlots by UTGA growers***
Quantification	2,500 Ha dedicated to charcoal energy plantations 130,000 Ha of woodlots dedicated to produce forest products for energy
Actions to be undertaken to achieve the quantified BCC/BVC	(i) Provision of tree seedlings (ii) Tree growing extension and outreach services (iii) Sensitisation on tree growing through festivals, cluster days, field meetings and workshops etc
Monitoring Measuring and Reporting	Quarterly: Number of ha of wood lots planted No of trainings held No. of sensitisation meetings and workshops organised
Implementation Timeline (in a year) or per year	An event held every quarter
Responsibility (Focal person)	Dennis Kavuma
Financial resources Committed (UGX)	20,000,000/-
Source of funding (optional)	Internal and external sources including: - i) Fairventures Worldwide ii) FSC
Partners	National Forestry Authority (NFA) Gatsby Africa Foundation

Signed by _____

Date_____

Name : Dennis Kavuma

Designation : General Manager

Problems to be addressed*:*

(i) Forest degradation as a result of cutting down trees for timber and fuel wood in Uganda.

(ii) Ecosystem degradation as a result of cutting trees for fuel wood, charcoal burning and timber.

Drivers: (i) Increased demand due to dependency on biomass energy by communities

(ii) Increased demand and dependency on fuel wood as energy for institutional cooking and industrial processes.

Outcome of BVCs: Restoration of vegetation cover and land productivity

Stakeholder: UGANDA TIMBER GROWERS ASSOCIATION (UTGA)

Brief description of Stakeholder:

Biodiversity Conservation Commitments (BCCs)/or Biodiversity Voluntary Commitments (BVCs)	
Brief Description of Commitment to assure BCC /BVC is actionable	**BCC/ BVC2** ***Support and promote circular economy (utilization of biomass waste into) into renewable energy***
Quantification	Number of supported private sector players adding value to biomass waste
Actions to be undertaken to achieve the quantified BCC/BVC	(i)Community meetings (ii) Resource mapping (iii) alternative renewable energy planning
Monitoring Measuring and Reporting	Quarterly: Number of products being produced (electricity, briquettes, Chips) Tonnage of wood biomass supplied/collected
Implementation Timeline (in a year) or per year	Throughout the year
Responsibility (Focal person)	Peter Mulondo
Financial resources Committed (UGX)	10,000,000
Source of funding (optional)	Internal & external
Partners	National Forestry Authority (NFA)

Signed by _____Date_____

Name : Dennis Kavuma

Désignation : General Manager

6.2.15 Uganda Wildlife Authority - UWA

Problem to be addressed: *Land degradation as a result of cutting down trees for fuel wood in Mt Elgon and other wildlife corridors.*

Drivers: (i) Increased demand for biomass energy by communities.

Objective to be achieved by BVCs: Restoration of vegetation cover both inside the park and outside the park

Stakeholder: Uganda Wildlife Authority (UWA)

Brief description of Stakeholder: Government parastatal in charge of wildlife protected areas in the country and wildlife both inside and outside PAs

Biodiversity Conservation Commitments (BCCs)/or Biodiversity Voluntary Commitments (BVCs)	
	BCC/ BVC3
Brief Description of Commitment to assure BCC /BVC is actionable	**MENP Resource access program harmonized and regulated**
Quantification	Number of resource access MoUs signed
Actions to be undertaken to achieve the quantified BCC/BVC	(i) Negotiate new and review existing MOUs with communities on resource access (ii) Conduct exposure visit for communities on alternative livelihoods activities (iii) Support selected farmers to champion edible bamboo (malewa) growing outside the park
Monitoring Measuring and Reporting	**Annually:** Number of illegal resource access incidences registered
Implementation Timeline (in a year) or per year	Throughout the year
Responsibility (Focal person)	Chief Warden MECA
Financial resources Committed (UGX)	UGX 36M per year for five years
Source of funding (optional)	
Partners	DLGs

Signed by _____ Date 23/11/2022

Name John Makumbo

Designation Acting Executive Director

EXECUTIVE DIRECTOR
UWA UGANDA WILDLIFE AUTHORITY

6.2.16 YOUTH GO GREEN

Problem: ***Land degradation nationwide as a result of over-dependence on biomass energy and wasteful use of biomass***

Drivers: (i) Increased demand for biomass energy by communities
(ii) Increased demand for fuel wood for institutional cooking and industrial processes
(iii) Wasteful methods of biomass energy production and utilization

Outcome of BVCs: Avoided deforestation from wasteful use of biomass energy

Stakeholder: YOUTH GO GREEN

Biodiversity Conservation Commitments (BCCs)/or Biodiversity Voluntary Commitments (BVCs)	
Brief Description of Commitment to assure BCC /BVC is actionable	**BCC/ BVC 1** Production of Biochar as a solution to wasteful methods of biomass energy production and communities with small-holder farmers. The innovation will also address the climate crisis through the transformation of large quantities of organic waste into products. This technology reduces emissions from agriculture and energy supply in rural areas while at the same improving soil fertility. This will be a Youth Ecosystem Enterprise that will recycle organic waste through compost-making thus reducing deforestation, fuel wood, use, and pressure on the natural forests and landscape.
Quantification	50,000 biochar (producing) stoves adopted, installed, and in use.
Baseline	
Actions to be undertaken to achieve the quantified BCC/BVC	▪ **Identification, sampling, and quantification** of the main urban organic waste and agriculture organic residue flows and logistic systems in the project areas. ▪ Development of a **detailed composting technology and compost product matrix database** ranking the available compost production technologies. ▪ **A microbiological strategy** will be developed for fungus, bacteria, and mycorrhizal fungi for compost activator and compost nutrient enrichment application including the selection of inoculants and the development of inoculation technology. ▪ **Improvement of the biochar production and treatment process** towards high-quality standardized 'end-of-waste' quality biochar production and zero-emission performance. ▪ **Composting process optimization and product improvement** for nutrient retention and emission minimization, including identifying and proposing good operational practices and technological improvements. ▪ **Best available technology demonstrations and trials** will be conducted for improved and sustainable compost and biochar production including small-scale microbial inoculum trials. ▪ **Validation of the improved technologies and recycled products** against 'end-of-waste' criteria will be made with compost and biochar in field crop trials under different conditions, including environmental viability and safety evaluations. ▪ Setting up a framework for **common quality standard requirements and new application methods** for biowaste treatments and compost/biochar products to

	guarantee a high level of protection of human health and the environment. ▪ **Extensive wide dissemination and end-user involvement** specifically for SMEs and farmers as end-users. A range of networking and field demonstrations will be established to reach as many stakeholders as possible.
Monitoring Measuring and Reporting	Annually: number of biochar product systems installed within communities and institutions
Implementation Timeline (in a year) or per year	3 years
Responsibility (Focal person)	Name: Mr. Edwin Muhumuza (Project Manager) Email: edwin@youthgogreen.org Tel: +256 392963353, +256 701030673
Financial resources Committed (UGX)	UGX 350,000,000=
Source of funding (optional)	▪ Grants ▪ Subsidized loans
Potential Partners	▪ Climate Spheres, UK ▪ WWF ▪ UNDP ▪ FAO ▪ GIZ ▪ Ministry of Water & Environment ▪ Ministry of Agriculture, Animal Industry and Fisheries (MAAIF) ▪ DLGs and CSOs

Signature:

Date : 22/11/2022

Name : **Edwin Muhumuza**

Désignation: **CEO & Team Leader: Youth Go Green**

Problem: ***Land degradation nationwide as a result of over-dependence on biomass energy and wasteful use of biomass***

Drivers: (i) Increased demand for biomass energy by communities
(ii) Increased demand for fuel wood for institutional cooking and industrial processes
(iii) Wasteful methods of biomass energy production and utilization

Outcome of BVCs: Avoid deforestation from wasteful use of biomass energy

Stakeholder: YOUTH GO GREEN

Biodiversity Conservation Commitments (BCCs)/or Biodiversity Voluntary Commitments (BVCs)	
	BCC/ BVC 2
Brief Description of Commitment to assure BCC /BVC is actionable	**"20 Million Youth; 20 Million Trees Challenge".** Youth Go-Green responds to a call from the Uganda government to plant 40 million tree seedlings by the 40million Ugandans. To contribute to this effort, the youth of Uganda under the Youth Go-Green network will participate in the country's reforestation program by planting 20million trees in 5years. The youth participation is aimed at leaving a green legacy for future generations through our new initiative BVC dubbed **"20 Million Youth; 20 Million Trees Challenge".** Under this initiative, Youth Go-Green targets to mobilize and reach out to 20 million youth across the country to plant 20 million trees where each youth will plant at least one tree. The youth-led reforestation Campaign will be an inspiration to the people of Uganda to restore degraded forested areas to restore the country's biodiversity and natural habitats.
Quantification	20 million trees planted by 2030
Baseline	
Actions to be undertaken to achieve the quantified BCC/BVC	▪ Mobilize and engage 20 million youth to protect the environment and foster environmental stewardship throughout the country. ▪ Plant and grow 20 million trees in schools, degraded central forest reserves under NFA, degraded landscapes in the Elgon areas, towns and cities, and church land among other areas. ▪ Establish Regional Nursery beds to raise the required seedlings ▪ Training of youth and women groups in nursery bed establishment and management. ▪ Awareness creation about the importance of biodiversity conservation among the youth.
Monitoring Measuring and Reporting	Annually monitor the survival rate of the trees planted.
Implementation Timeline (in a year) or per year	3 years
Responsibility (Focal person)	Name: Mr. Edwin Muhumuza (Project Manager) Email: edwin@youthgogreen.org Tel: +256 392963353, +256 701030673
Financial resources Committed (UGX)	UGX 250,000,000=
Source of funding (optional)	▪ Grants, donations etc
Potential Partners	▪ WWF ▪ UNDP ▪ FAO ▪ GIZ ▪ Ministry of Water & Environment ▪ Ministry of Agriculture, Animal Industry and Fisheries (MAAIF) ▪ DLGs and CSOs

Signature: Date : 22/11/2022

Name : **Edwin Muhumuza** Designation: **CEO & Team Leader: Youth Go Green**

REPORT 2022

Why we are here

To stop the degradation of the planet's natural environment and to build a future in which humans live in harmony with nature.

panda.org/uganda

WWF Uganda Country Office
Plot 2 Sturrock Road, Kololo
P.O. Box 8758, Kampala
Tel: +256 041 540 064/5
Fax: 256 041 531166
Email: kampala@wwfuganda.org
www.panda.org/uganda